

Form **990**Department of the Treasury  
Internal Revenue Service**Return of Organization Exempt From Income Tax**Under section 501(c), 527, or 4947(a)(1) of the Internal Revenue Code (except black lung  
benefit trust or private foundation)

OMB No. 1545-0047

**2006**Open to Public  
Inspection

▶ The organization may have to use a copy of this return to satisfy state reporting requirements.

**A** For the 2006 calendar year, or tax year beginning **JUL 1, 2006** and ending **JUN 30, 2007****B** Check if applicable:

- ☒ Address change  
☐ Name change  
☐ Initial return  
☐ Final return  
☐ Amended return  
☐ Application pending

Please use IRS label or print or type. See Specific Instructions.

**C** Name of organization**COMMUNITIES IN SCHOOLS OF GEORGIA**

Number and street (or P.O. box if mail is not delivered to street address)

**600 WEST PEACHTREE STREET**

City or town, state or country, and ZIP + 4

**ATLANTA, GA 30308****D** Employer identification number**58-1912923****E** Telephone number**404-888-5784****F** Accounting method: ☐ Cash ☒ Accrual  
☐ Other (specify) ▶

• Section 501(c)(3) organizations and 4947(a)(1) nonexempt charitable trusts must attach a completed Schedule A (Form 990 or 990-EZ).

**H and I are not applicable to section 527 organizations.****H(a)** Is this a group return for affiliates? ☐ Yes ☒ No**H(b)** If "Yes," enter number of affiliates ▶ **N/A****H(c)** Are all affiliates included? **N/A** ☐ Yes ☐ No  
(If "No," attach a list.)**H(d)** Is this a separate return filed by an organization covered by a group ruling? ☐ Yes ☒ No**I** Group Exemption Number ▶ **N/A****M** Check ☐ if the organization is not required to attach Sch. B (Form 990, 990-EZ, or 990-PF).**G** Website: ▶ **WWW.CISGA.ORG****J** Organization type (check only one) ☒ 501(c) ( 3 ) (insert no.) ☐ 4947(a)(1) or ☐ 527**K** Check here ☐ if the organization is not a 509(a)(3) supporting organization and its gross receipts are normally not more than \$25,000. A return is not required, but if the organization chooses to file a return, be sure to file a complete return.**L** Gross receipts: Add lines 6b, 8b, 9b, and 10b to line 12 ▶ **7,975,256.****Part I Revenue, Expenses, and Changes in Net Assets or Fund Balances**

<b>Revenue</b>	<b>1</b>	Contributions, gifts, grants, and similar amounts received:			
	<b>a</b>	Contributions to donor advised funds	<b>1a</b>		
	<b>b</b>	Direct public support (not included on line 1a)	<b>1b</b>	<b>4,194,073.</b>	
	<b>c</b>	Indirect public support (not included on line 1a)	<b>1c</b>		
	<b>d</b>	Government contributions (grants) (not included on line 1a)	<b>1d</b>	<b>3,456,857.</b>	
	<b>e</b>	Total (add lines 1a through 1d) (cash \$ <b>7,627,637.</b> noncash \$ <b>23,293.</b> )			<b>1e 7,650,930.</b>
	<b>2</b>	Program service revenue including government fees and contracts (from Part VII, line 93)			<b>2 259,337.</b>
	<b>3</b>	Membership dues and assessments			<b>3</b>
	<b>4</b>	Interest on savings and temporary cash investments			<b>4</b>
	<b>5</b>	Dividends and interest from securities			<b>5 64,989.</b>
	<b>6 a</b>	Gross rents	<b>6a</b>		
	<b>b</b>	Less: rental expenses	<b>6b</b>		
<b>c</b>	Net rental income or (loss). Subtract line 6b from line 6a			<b>6c</b>	
<b>7</b>	Other investment income (describe ▶ )			<b>7</b>	
<b>Expenses</b>	<b>8 a</b>	Gross amount from sales of assets other than inventory	(A) Securities	(B) Other	
	<b>b</b>	Less: cost or other basis and sales expenses	<b>8a</b>		
	<b>c</b>	Gain or (loss) (attach schedule)	<b>8b</b>		
	<b>d</b>	Net gain or (loss). Combine line 8c, columns (A) and (B)	<b>8c</b>		
	<b>9</b>	Special events and activities (attach schedule). If any amount is from gaming, check here <input type="checkbox"/>			
	<b>a</b>	Gross revenue (not including \$ of contributions reported on line 1b)	<b>9a</b>		
	<b>b</b>	Less: direct expenses other than fundraising expenses	<b>9b</b>		
	<b>c</b>	Net income or (loss) from special events. Subtract line 9b from line 9a			<b>9c</b>
	<b>10 a</b>	Gross sales of inventory, less returns and allowances	<b>10a</b>		
	<b>b</b>	Less: cost of goods sold	<b>10b</b>		
	<b>c</b>	Gross profit or (loss) from sales of inventory (attach schedule). Subtract line 10b from line 10a			<b>10c</b>
	<b>11</b>	Other revenue (from Part VII, line 103)			<b>11</b>
<b>Net Assets</b>	<b>12</b>	Total revenue. Add lines 1e, 2, 3, 4, 5, 6c, 7, 8d, 9c, 10c, and 11			<b>12 7,975,256.</b>
	<b>13</b>	Program services (from line 44, column (B))			<b>13 7,801,366.</b>
	<b>14</b>	Management and general (from line 44, column (C))			<b>14 433,299.</b>
	<b>15</b>	Fundraising (from line 44, column (D))			<b>15 386,022.</b>
	<b>16</b>	Payments to affiliates (attach schedule)			<b>16</b>
	<b>17</b>	Total expenses. Add lines 16 and 44, column (A)			<b>17 8,620,687.</b>
	<b>18</b>	Excess or (deficit) for the year. Subtract line 17 from line 12			<b>18 &lt;645,431.&gt;</b>
	<b>19</b>	Net assets or fund balances at beginning of year (from line 73, column (A))			<b>19 3,637,015.</b>
	<b>20</b>	Other changes in net assets or fund balances (attach explanation)			<b>20 0.</b>
	<b>21</b>	Net assets or fund balances at end of year. Combine lines 18, 19, and 20			<b>21 2,991,584.</b>

832001  
01-18-07

LHA For Privacy Act and Paperwork Reduction Act Notice, see the separate instructions.

Form 990 (2006)

**Part II Statement of Functional Expenses**

All organizations must complete column (A). Columns (B), (C), and (D) are required for section 501(c)(3) and (4) organizations and section 4947(a)(1) nonexempt charitable trusts but optional for others.

Do not include amounts reported on line 6b, 8b, 9b, 10b, or 16 of Part I.	(A) Total	(B) Program services	(C) Management and general	(D) Fundraising
<b>22a</b> Grants paid from donor advised funds (attach schedule) (cash \$ <u>0</u> . noncash \$ <u>0</u> . If this amount includes foreign grants, check here <input type="checkbox"/> <b>22a</b>				
<b>22b</b> Other grants and allocations (attach schedule) (cash \$ <u>0</u> . noncash \$ <u>0</u> . If this amount includes foreign grants, check here <input type="checkbox"/> <b>22b</b>				
<b>23</b> Specific assistance to individuals (attach schedule) <b>23</b>				
<b>24</b> Benefits paid to or for members (attach schedule) <b>24</b>				
<b>25a</b> Compensation of current officers, directors, key employees, etc. listed in Part V-A <b>25a</b>	587,633.	268,911.	123,790.	194,932.
<b>b</b> Compensation of former officers, directors, key employees, etc. listed in Part V-B <b>25b</b>	0.	0.	0.	0.
<b>c</b> Compensation and other distributions, not included above, to disqualified persons (as defined under section 4958(f)(1)) and persons described in section 4958(c)(3)(B) <b>25c</b>				
<b>26</b> Salaries and wages of employees not included on lines 25a, b, and c <b>26</b>	2,892,650.	2,730,318.	144,793.	17,539.
<b>27</b> Pension plan contributions not included on lines 25a, b, and c <b>27</b>	111,862.	96,400.	8,633.	6,829.
<b>28</b> Employee benefits not included on lines 25a - 27 <b>28</b>				
<b>29</b> Payroll taxes <b>29</b>	176,866.	152,419.	13,649.	10,798.
<b>30</b> Professional fundraising fees <b>30</b>				
<b>31</b> Accounting fees <b>31</b>	37,250.	35,519.	1,731.	
<b>32</b> Legal fees <b>32</b>	402.		402.	
<b>33</b> Supplies <b>33</b>	62,145.	57,640.	4,505.	
<b>34</b> Telephone <b>34</b>	78,602.	75,063.	3,539.	
<b>35</b> Postage and shipping <b>35</b>	19,025.	16,417.	2,608.	
<b>36</b> Occupancy <b>36</b>	177,925.	142,382.	35,543.	
<b>37</b> Equipment rental and maintenance <b>37</b>	69,228.	69,228.		
<b>38</b> Printing and publications <b>38</b>	39,919.	39,919.		
<b>39</b> Travel <b>39</b>	264,966.	236,889.	13,357.	14,720.
<b>40</b> Conferences, conventions, and meetings <b>40</b>	501,271.	501,271.		
<b>41</b> Interest <b>41</b>	1,154.		1,154.	
<b>42</b> Depreciation, depletion, etc. (attach schedule) <b>42</b>	128,969.	75,459.	53,510.	
<b>43</b> Other expenses not covered above (itemize): <b>a</b> <b>43a</b> <b>b</b> <b>43b</b> <b>c</b> <b>43c</b> <b>d</b> <b>43d</b> <b>e</b> <b>43e</b> <b>f</b> <b>43f</b> <b>g</b> <b>43g</b> <b>SEE STATEMENT 1</b>	3,470,820.	3,303,531.	26,085.	141,204.
<b>44</b> Total functional expenses. Add lines 22a through 43g. (Organizations completing columns (B)-(D), carry these totals to lines 13-15) <b>44</b>	8,620,687.	7,801,366.	433,299.	386,022.

Joint Costs. Check ☐ if you are following SOP 98-2.Are any joint costs from a combined educational campaign and fundraising solicitation reported in (B) Program services? ☐ Yes ☒ NoIf "Yes," enter (i) the aggregate amount of these joint costs \$ N/A ; (ii) the amount allocated to Program services \$ N/A ;(iii) the amount allocated to Management and general \$ N/A ; and (iv) the amount allocated to Fundraising \$ N/A

**Part III** Statement of Program Service Accomplishments (See the instructions.)

Form 990 is available for public inspection and, for some people, serves as the primary or sole source of information about a particular organization. How the public perceives an organization in such cases may be determined by the information presented on its return. Therefore, please make sure the return is complete and accurate and fully describes, in Part III, the organization's programs and accomplishments.

What is the organization's primary exempt purpose? ►

**TRAINING AND ASSISTANCE TO COMMUNITIES IN SCHOOLS PROGRAM**

All organizations must describe their exempt purpose achievements in a clear and concise manner. State the number of clients served, publications issued, etc. Discuss achievements that are not measurable. (Section 501(c)(3) and (4) organizations and 4947(a)(1) nonexempt charitable trusts must also enter the amount of grants and allocations to others.)

**Program Service Expenses**  
(Required for 501(c)(3) and (4) orgs., and 4947(a)(1) trusts; but optional for others.)

**a PERFORMANCE LEARNING CENTERS - OTHER**

(Grants and allocations \$ ) If this amount includes foreign grants, check here ► ☐

3,032,774.

**b PERFORMANCE LEARNING CENTERS - BILL & MELINDA GATES FOUNDATIO**

(Grants and allocations \$ ) If this amount includes foreign grants, check here ► ☐

1,870,264.

**c COMPREHENSIVE STUDENT DROPOUT PREVENTION INITIATIVE - DOE**

(Grants and allocations \$ ) If this amount includes foreign grants, check here ► ☐

1,324,068.

**d HIGH SCHOOL GRADUATION COACH**

(Grants and allocations \$ ) If this amount includes foreign grants, check here ► ☐

419,403.

**e Other program services (attach schedule) SEE STATEMENT 2**

(Grants and allocations \$ ) If this amount includes foreign grants, check here ► ☐

1,154,857.

**f Total of Program Service Expenses** (should equal line 44, column (B), Program services) ► 7,801,366.

Form 990 (2006)

**Part IV Balance Sheets** (See the instructions.)

**Note:** Where required, attached schedules and amounts within the description column should be for end-of-year amounts only.

		(A) Beginning of year	(B) End of year
<b>Assets</b>	45 Cash - non-interest-bearing .....	2,048,545.	1,861,828.
	46 Savings and temporary cash investments .....	545,788.	22,447.
	47 a Accounts receivable ..... 47a 71,705.		
	b Less: allowance for doubtful accounts ..... 47b	42,156.	71,705.
	48 a Pledges receivable ..... 48a 1,541,107.		
	b Less: allowance for doubtful accounts ..... 48b	1,416,209.	1,541,107.
	49 Grants receivable .....	63,778.	684,778.
	50 a Receivables from current and former officers, directors, trustees, and key employees .....		
	b Receivables from other disqualified persons (as defined under section 4958(f)(1)) and persons described in section 4958(c)(3)(B) .....		
	51 a Other notes and loans receivable ..... 51a		
	b Less: allowance for doubtful accounts ..... 51b		
	52 Inventories for sale or use .....		
	53 Prepaid expenses and deferred charges .....	276,933.	86,804.
	54 a Investments - publicly-traded securities ..... <input type="checkbox"/> Cost <input type="checkbox"/> FMV		
	b Investments - other securities ..... <input type="checkbox"/> Cost <input type="checkbox"/> FMV		
55 a Investments - land, buildings, and equipment: basis ..... 55a 938,586.			
b Less: accumulated depreciation ..... 55b 835,827.	203,485.	102,759.	
56 Investments - other .....			
57 a Land, buildings, and equipment: basis ..... 57a			
b Less: accumulated depreciation ..... 57b			
58 Other assets, including program-related investments (describe ► .....			
59 <b>Total assets</b> (must equal line 74). Add lines 45 through 58 .....	4,596,894.	4,371,428.	
<b>Liabilities</b>	60 Accounts payable and accrued expenses .....	795,497.	612,257.
	61 Grants payable .....		
	62 Deferred revenue .....	153,267.	763,380.
	63 Loans from officers, directors, trustees, and key employees .....		
	64 a Tax-exempt bond liabilities .....		
	b Mortgages and other notes payable ..... STMT 3	10,151.	4,045.
	65 Other liabilities (describe ► <b>GRANT REFUNDS</b> .....	964.	162.
66 <b>Total liabilities.</b> Add lines 60 through 65 .....	959,879.	1,379,844.	
<b>Net Assets or Fund Balances</b>	Organizations that follow SFAS 117, check here <input checked="" type="checkbox"/> and complete lines 67 through 69 and lines 73 and 74.		
	67 Unrestricted .....	2,220,806.	1,450,477.
	68 Temporarily restricted .....	1,416,209.	1,541,107.
	69 Permanently restricted .....		
	Organizations that do not follow SFAS 117, check here <input type="checkbox"/> and complete lines 70 through 74.		
	70 Capital stock, trust principal, or current funds .....		
	71 Paid-in or capital surplus, or land, building, and equipment fund .....		
	72 Retained earnings, endowment, accumulated income, or other funds .....		
	73 <b>Total net assets or fund balances.</b> Add lines 67 through 69 or lines 70 through 72. (Column (A) must equal line 19 and column (B) must equal line 21) .....	3,637,015.	2,991,584.
74 <b>Total liabilities and net assets/fund balances.</b> Add lines 66 and 73 .....	4,596,894.	4,371,428.	

**Part IV-A Reconciliation of Revenue per Audited Financial Statements With Revenue per Return** (See the instructions.)

<b>a</b>	Total revenue, gains, and other support per audited financial statements .....		<b>a</b>	7,975,256.
<b>b</b>	Amounts included on line <b>a</b> but not on Part I, line 12:			
<b>1</b>	Net unrealized gains on investments .....	<b>b1</b>		
<b>2</b>	Donated services and use of facilities .....	<b>b2</b>		
<b>3</b>	Recoveries of prior year grants .....	<b>b3</b>		
<b>4</b>	Other (specify): .....	<b>b4</b>		
	Add lines <b>b1</b> through <b>b4</b> .....		<b>b</b>	0.
<b>c</b>	Subtract line <b>b</b> from line <b>a</b> .....		<b>c</b>	7,975,256.
<b>d</b>	Amounts included on Part I, line 12, but not on line <b>a</b> :			
<b>1</b>	Investment expenses not included on Part I, line 6b .....	<b>d1</b>		
<b>2</b>	Other (specify): .....	<b>d2</b>		
	Add lines <b>d1</b> and <b>d2</b> .....		<b>d</b>	0.
<b>e</b>	<b>Total revenue</b> (Part I, line 12). Add lines <b>c</b> and <b>d</b> .....		<b>e</b>	7,975,256.

Part IV-B	Reconciliation of Expenses per Audited Financial Statements With Expenses per Return	6	7
-----------	--	---	---

<b>a</b> Total expenses and losses per audited financial statements .....		<b>a</b>	8,620,687.
<b>b</b> Amounts included on line <b>a</b> but not on Part I, line 17:			
<b>1</b> Donated services and use of facilities .....	<b>b1</b>		
<b>2</b> Prior year adjustments reported on Part I, line 20 .....	<b>b2</b>		
<b>3</b> Losses reported on Part I, line 20 .....	<b>b3</b>		
<b>4</b> Other (specify): .....	<b>b4</b>		
Add lines <b>b1</b> through <b>b4</b> .....		<b>b</b>	0.
<b>c</b> Subtract line <b>b</b> from line <b>a</b> .....		<b>c</b>	8,620,687.
<b>d</b> Amounts included on Part I, line 17, but not on line <b>a</b> :			
<b>1</b> Investment expenses not included on Part I, line 6b .....	<b>d1</b>		
<b>2</b> Other (specify): .....	<b>d2</b>		
Add lines <b>d1</b> and <b>d2</b> .....		<b>d</b>	0.
<b>e</b> <b>Total expenses</b> (Part I, line 17). Add lines <b>c</b> and <b>d</b> .....		<b>e</b>	8,620,687.

**Part V-A** **Current Officers, Directors, Trustees, and Key Employees** (List each person who was an officer, director, trustee, or key employee at any time during the year even if they were not compensated.) (See the instructions.)

[illegible]



**Part VI Other Information** (continued)

		Yes	No
82 a	Did the organization receive donated services or the use of materials, equipment, or facilities at no charge or at substantially less than fair rental value?		X
b	If "Yes," you may indicate the value of these items here. Do not include this amount as revenue in Part I or as an expense in Part II. (See instructions in Part III.)	82b	N/A
83 a	Did the organization comply with the public inspection requirements for returns and exemption applications?	83a	X
b	Did the organization comply with the disclosure requirements relating to quid pro quo contributions?	83b	X
84 a	Did the organization solicit any contributions or gifts that were not tax deductible?	84a	X
b	If "Yes," did the organization include with every solicitation an express statement that such contributions or gifts were not tax deductible?	84b	N/A
85	501(c)(4), (5), or (6) organizations. a Were substantially all dues nondeductible by members?	85a	N/A
b	Did the organization make only in-house lobbying expenditures of \$2,000 or less?	85b	N/A
If "Yes" was answered to either 85a or 85b, do not complete 85c through 85h below unless the organization received a waiver for proxy tax owed for the prior year.			
c	Dues, assessments, and similar amounts from members	85c	N/A
d	Section 162(e) lobbying and political expenditures	85d	N/A
e	Aggregate nondeductible amount of section 6033(e)(1)(A) dues notices	85e	N/A
f	Taxable amount of lobbying and political expenditures (line 85d less 85e)	85f	N/A
g	Does the organization elect to pay the section 6033(e) tax on the amount on line 85f?	85g	N/A
h	If section 6033(e)(1)(A) dues notices were sent, does the organization agree to add the amount on line 85f to its reasonable estimate of dues allocable to nondeductible lobbying and political expenditures for the following tax year?	85h	N/A
86	501(c)(7) organizations. Enter: a Initiation fees and capital contributions included on line 12	86a	N/A
b	Gross receipts, included on line 12, for public use of club facilities	86b	N/A
87	501(c)(12) organizations. Enter: a Gross income from members or shareholders	87a	N/A
b	Gross income from other sources. (Do not net amounts due or paid to other sources against amounts due or received from them.)	87b	N/A
88 a	At any time during the year, did the organization own a 50% or greater interest in a taxable corporation or partnership, or an entity disregarded as separate from the organization under Regulations sections 301.7701-2 and 301.7701-3? If "Yes," complete Part IX	88a	X
b	At any time during the year, did the organization, directly or indirectly, own a controlled entity within the meaning of section 512(b)(13)? If "Yes," complete Part XI	88b	X
89 a	501(c)(3) organizations. Enter: Amount of tax imposed on the organization during the year under: section 4911 <u>0.</u> ; section 4912 <u>0.</u> ; section 4955 <u>0.</u>		
b	501(c)(3) and 501(c)(4) organizations. Did the organization engage in any section 4958 excess benefit transaction during the year or did it become aware of an excess benefit transaction from a prior year? If "Yes," attach a statement explaining each transaction	89b	X
c	Enter: Amount of tax imposed on the organization managers or disqualified persons during the year under sections 4912, 4955, and 4958		0.
d	Enter: Amount of tax on line 89c, above, reimbursed by the organization		0.
e	All organizations. At any time during the tax year, was the organization a party to a prohibited tax shelter transaction?	89e	X
f	All organizations. Did the organization acquire a direct or indirect interest in any applicable insurance contract?	89f	X
g	For supporting organizations and sponsoring organizations maintaining donor advised funds. Did the supporting organization, or a fund maintained by a sponsoring organization, have excess business holdings at any time during the year?	89g	X
90 a	List the states with which a copy of this return is filed <u>GA</u>		
b	Number of employees employed in the pay period that includes March 12, 2006	90b	39
91 a	The books are in care of <u>J. NEIL SHORHOUSE</u> Telephone no. <u>404-888-5784</u> Located at <u>600 WEST PEACHTREE STREET, SUITE 1200, ATLANTA,</u> ZIP +4 <u>30308</u>		
b	At any time during the calendar year, did the organization have an interest in or a signature or other authority over a financial account in a foreign country (such as a bank account, securities account, or other financial account)? If "Yes," enter the name of the foreign country <u>N/A</u> See the instructions for exceptions and filing requirements for Form TD F 90-22.1, Report of Foreign Bank and Financial Accounts.	91b	X

**Part VI Other Information** (continued)

Yes No

c At any time during the calendar year, did the organization maintain an office outside of the United States?

91c

X

If "Yes," enter the name of the foreign country **N/A**

92 Section 4947(a)(1) nonexempt charitable trusts filing Form 990 in lieu of Form 1041- Check here

☐

and enter the amount of tax-exempt interest received or accrued during the tax year

92

N/A

**Part VII Analysis of Income-Producing Activities** (See the instructions.)

Note: Enter gross amounts unless otherwise indicated.

	Unrelated business income		Excluded by section 512, 513, or 514		(E) Related or exempt function income
	(A) Business code	(B) Amount	(C) Exclu- sion code	(D) Amount	
93 Program service revenue:					
a MEETINGS					3,240.
b TRAINING					213,074.
c CONFERENCE					43,023.
d					
e					
f Medicare/Medicaid payments					
g Fees and contracts from government agencies					
94 Membership dues and assessments					
95 Interest on savings and temporary cash investments					
96 Dividends and interest from securities			14	64,989.	
97 Net rental income or (loss) from real estate:					
a debt-financed property					
b not debt-financed property					
98 Net rental income or (loss) from personal property					
99 Other investment income					
100 Gain or (loss) from sales of assets other than inventory					
101 Net income or (loss) from special events					
102 Gross profit or (loss) from sales of inventory					
103 Other revenue:					
a					
b					
c					
d					
e					
104 Subtotal (add columns (B), (D), and (E))		0.		64,989.	259,337.
105 Total (add line 104, columns (B), (D), and (E))					324,326.

Note: Line 105 plus line 1e, Part I, should equal the amount on line 12, Part I.

**Part VIII Relationship of Activities to the Accomplishment of Exempt Purposes** (See the instructions.)

Line No. Explain how each activity for which income is reported in column (E) of Part VII contributed importantly to the accomplishment of the organization's exempt purposes (other than by providing funds for such purposes).

93 TRAINING AND MEETINGS TO PROMOTE THE DEVELOPMENT OF COMMUNITIES IN SCHOOLS PROGRAMS.

**Part IX Information Regarding Taxable Subsidiaries and Disregarded Entities** (See the instructions.)

(A) Name, address, and EIN of corporation, partnership, or disregarded entity	(B) Percentage of ownership interest	(C) Nature of activities	(D) Total income	(E) End-of-year assets
	%			
N/A	%			
	%			
	%			

**Part X Information Regarding Transfers Associated with Personal Benefit Contracts** (See the instructions.)

(a) Did the organization, during the year, receive any funds, directly or indirectly, to pay premiums on a personal benefit contract? ☐ Yes ☒ No

(b) Did the organization, during the year, pay premiums, directly or indirectly, on a personal benefit contract? ☐ Yes ☒ No

Note: If "Yes" to (b), file Form 8870 and Form 4720 (see instructions).



**Part XI Information Regarding Transfers To and From Controlled Entities.** Complete only if the organization is a controlling organization as defined in section 512(b)(13). **N/A**

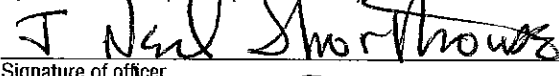


**106** Did the reporting organization make any transfers to a controlled entity as defined in section 512(b)(13) of the Code? If "Yes," complete the schedule below for each controlled entity.

	(A) Name, address, of each controlled entity	(B) Employer Identification Number	(C) Description of transfer	(D) Amount of transfer
a				
b				
c				
<b>Totals</b>				

**107** Did the reporting organization receive any transfers from a controlled entity as defined in section 512(b)(13) of the Code? If "Yes," complete the schedule below for each controlled entity.

	(A) Name, address, of each controlled entity	(B) Employer Identification Number	(C) Description of transfer	(D) Amount of transfer
a				
b				
c				
<b>Totals</b>				

**108** Did the organization have a binding written contract in effect on August 17, 2006, covering the interest, rents, royalties, and annuities described in question 107 above?

Under penalties of perjury, I declare that I have examined this return, including accompanying schedules and statements, and to the best of my knowledge and belief, it is true, correct, and complete. Declaration of preparer (other than officer) is based on all information of which preparer has any knowledge.	
<b>Please Sign Here</b>  Signature of officer  Type or print name and title	Date 02-07-2008
<b>Paid Preparer's Use Only</b> Preparer's signature  Date 02/07/08 Check if self-employed <input type="checkbox"/> Preparer's SSN or PTIN (See Gen. Inst. X) EIN Firm's name (or yours if self-employed), address, and ZIP + 4 TAUBER & BALSER, P.C. 1155 PERIMETER CENTER WEST; SUITE 600 ATLANTA, GA 30338 Phone no. 404-261-7200	

**SCHEDULE A**  
(Form 990 or 990-EZ)

Department of the Treasury  
Internal Revenue Service

**Organization Exempt Under Section 501(c)(3)**

(Except Private Foundation) and Section 501(e), 501(f), 501(k),  
501(n), or 4947(a)(1) Nonexempt Charitable Trust

**Supplementary Information-(See separate instructions.)**

► **MUST be completed by the above organizations and attached to their Form 990 or 990-EZ**

OMB No. 1545-0047

**2006**

Name of the organization

**COMMUNITIES IN SCHOOLS OF GEORGIA**

Employer identification number

**58 1912923**

**Part I Compensation of the Five Highest Paid Employees Other Than Officers, Directors, and Trustees**

(See page 2 of the instructions. List each one. If there are none, enter "None.")

(a) Name and address of each employee paid more than \$50,000	(b) Title and average hours per week devoted to position	(c) Compensation	(d) Contributions to employee benefit plans & deferred compensation	(e) Expense account and other allowances
<b>LINDA KELLEY</b> 600 WEST PEACHTREE ST., SUITE 1200, A	<b>MGR. EVAL &amp; TECH</b> 40.00	56,915.	15,740.	0.
<b>LUWANNA WILLIAMS</b> 600 WEST PEACHTREE ST., SUITE 1200, A	<b>DIR., PLC</b> 40.00	65,643.	15,314.	0.
<b>THOMAS ROMAN</b> 600 WEST PEACHTREE ST., SUITE 1200, A	<b>GRAD. COACH COORD.</b> 40.00	56,547.	9,686.	0.
<b>DOUGLAS DENISE</b> 600 WEST PEACHTREE ST., SUITE 1200, A	<b>COORD OF OPERATIONS</b> 40.00	55,415.	12,013.	0.
<b>CAROL LEWIS</b> 600 WEST PEACHTREE ST., SUITE 1200, A	<b>COM. DEV. MGR</b> 40.00	63,807.	13,367.	0.
Total number of other employees paid over \$50,000	7			

**Part II-A Compensation of the Five Highest Paid Independent Contractors for Professional Services**

(See page 2 of the instructions. List each one (whether individuals or firms). If there are none, enter "None.")

(a) Name and address of each independent contractor paid more than \$50,000	(b) Type of service	(c) Compensation
<b>FUNDRAISINGINFO.COM</b> 3520 PIEDMONT RD, STE 300, ATLANTA, GA 30305	<b>DEV. WEB</b>	105,000.
<b>SEEDS/TIDES CENTER</b> 160 BURNS STREET, FOREST HILLS, NY 11375	<b>EVALUTION SERVICES</b>	52,500.
Total number of others receiving over \$50,000 for professional services	0	

**Part II-B Compensation of the Five Highest Paid Independent Contractors for Other Services**

(List each contractor who performed services other than professional services, whether individuals or firms. If there are none, enter "None." See page 2 of the instructions.)

(a) Name and address of each independent contractor paid more than \$50,000	(b) Type of service	(c) Compensation
<b>NONE</b>		
Total number of other contractors receiving over \$50,000 for other services	0	

**Part III Statements About Activities** (See page 2 of the instructions.)**Yes No**

<b>1</b> During the year, has the organization attempted to influence national, state, or local legislation, including any attempt to influence public opinion on a legislative matter or referendum? If "Yes," enter the total expenses paid or incurred in connection with the lobbying activities ► \$ _____ \$ _____ (Must equal amounts on line 38, Part VI-A, or line i of Part VI-B.) Organizations that made an election under section 501(h) by filing Form 5768 must complete Part VI-A. Other organizations checking "Yes" must complete Part VI-B AND attach a statement giving a detailed description of the lobbying activities.	<b>1</b>		<b>X</b>
<b>2</b> During the year, has the organization, either directly or indirectly, engaged in any of the following acts with any substantial contributors, trustees, directors, officers, creators, key employees, or members of their families, or with any taxable organization with which any such person is affiliated as an officer, director, trustee, majority owner, or principal beneficiary? (If the answer to any question is "Yes," attach a detailed statement explaining the transactions.)			
<b>a</b> Sale, exchange, or leasing of property?	<b>2a</b>		<b>X</b>
<b>b</b> Lending of money or other extension of credit?	<b>2b</b>		<b>X</b>
<b>c</b> Furnishing of goods, services, or facilities?	<b>2c</b>		<b>X</b>
<b>d</b> Payment of compensation (or payment or reimbursement of expenses if more than \$1,000)?	<b>2d</b>		<b>X</b>
<b>e</b> Transfer of any part of its income or assets?	<b>2e</b>		<b>X</b>
<b>3 a</b> Did the organization make grants for scholarships, fellowships, student loans, etc.? (If "Yes," attach an explanation of how the organization determines that recipients qualify to receive payments.)	<b>3a</b>		<b>X</b>
<b>b</b> Did the organization have a section 403(b) annuity plan for its employees?	<b>3b</b>	<b>X</b>	
<b>c</b> Did the organization receive or hold an easement for conservation purposes, including easements to preserve open space, the environment, historic land areas or historic structures? If "Yes," attach a detailed statement	<b>3c</b>		<b>X</b>
<b>d</b> Did the organization provide credit counseling, debt management, credit repair, or debt negotiation services?	<b>3d</b>		<b>X</b>
<b>4 a</b> Did the organization maintain any donor advised funds? If "Yes," complete lines 4b through 4g. If "No," complete lines 4f and 4g	<b>4a</b>		<b>X</b>
<b>b</b> Did the organization make any taxable distributions under section 4966?	<b>4b</b>	N/A	
<b>c</b> Did the organization make a distribution to a donor, donor advisor, or related person?	<b>4c</b>	N/A	
<b>d</b> Enter the total number of donor advised funds owned at the end of the tax year		N/A	
<b>e</b> Enter the aggregate value of assets held in all donor advised funds owned at the end of the tax year		N/A	
<b>f</b> Enter the total number of separate funds or accounts owned at the end of the year (excluding donor advised funds included on line 4d) where donors have the right to provide advice on the distribution or investment of amounts in such funds or accounts			<b>0.</b>
<b>g</b> Enter the aggregate value of assets in all funds or accounts included on line 4f at the end of the tax year			<b>0.</b>

**Part IV Reason for Non-Private Foundation Status** (See pages 4 through 7 of the instructions.)I certify that the organization is not a private foundation because it is: (Please check only **ONE** applicable box.)

- 5 ☐ A church, convention of churches, or association of churches. Section 170(b)(1)(A)(i).
- 6 ☐ A school. Section 170(b)(1)(A)(ii). (Also complete Part V.)
- 7 ☐ A hospital or a cooperative hospital service organization. Section 170(b)(1)(A)(iii).
- 8 ☐ A federal, state, or local government or governmental unit. Section 170(b)(1)(A)(v).
- 9 ☐ A medical research organization operated in conjunction with a hospital. Section 170(b)(1)(A)(iii). Enter the hospital's name, city, and state **▶** \_\_\_\_\_
- 10 ☐ An organization operated for the benefit of a college or university owned or operated by a governmental unit. Section 170(b)(1)(A)(iv). (Also complete the **Support Schedule** in Part IV-A.)
- 11a ☒ An organization that normally receives a substantial part of its support from a governmental unit or from the general public. Section 170(b)(1)(A)(vi). (Also complete the **Support Schedule** in Part IV-A.)
- 11b ☐ A community trust. Section 170(b)(1)(A)(vi). (Also complete the **Support Schedule** in Part IV-A.)
- 12 ☐ An organization that normally receives: (1) more than 33 1/3% of its support from contributions, membership fees, and gross receipts from activities related to its charitable, etc., functions - subject to certain exceptions, and (2) no more than 33 1/3% of its support from gross investment income and unrelated business taxable income (less section 511 tax) from businesses acquired by the organization after June 30, 1975. See section 509(a)(2). (Also complete the **Support Schedule** in Part IV-A.)
- 13 ☐ An organization that is not controlled by any disqualified persons (other than foundation managers) and otherwise meets the requirements of section 509(a)(3). Check the box that describes the type of supporting organization:  
☐ Type I ☐ Type II ☐ Type III-Functionally Integrated ☐ Type III-Other

Provide the following information about the supported organizations. (See page 7 of the instructions.)

(a) Name(s) of supported organization(s)	(b) Employer identification number (EIN)	(c) Type of organization (described in lines 5 through 12 above or IRC section)	(d) Is the supported organization listed in the supporting organization's governing documents?		(e) Amount of support
			Yes	No	
<b>Total</b> <b>▶</b>					

- 14 ☐ An organization organized and operated to test for public safety. Section 509(a)(4). (See page 7 of the instructions.)

**Part IV-A**

**Support Schedule** (Complete only if you checked a box on line 10, 11, or 12.) **Use cash method of accounting.**  
**Note:** You may use the worksheet in the instructions for converting from the accrual to the cash method of accounting.

Calendar year (or fiscal year beginning in) ▶	(a) 2005	(b) 2004	(c) 2003	(d) 2002	(e) Total
15 Gifts, grants, and contributions received. (Do not include unusual grants. See line 28.)	5,877,676.	6,947,499.	6,596,494.	11449872.	30,871,541.
16 Membership fees received					
17 Gross receipts from admissions, merchandise sold or services performed, or furnishing of facilities in any activity that is related to the organization's charitable, etc., purpose	122,751.				122,751.
18 Gross income from interest, dividends, amounts received from payments on securities loans (section 512(a)(5)), rents, royalties, and unrelated business taxable income (less section 511 taxes) from businesses acquired by the organization after June 30, 1975	100,897.	32,511.	14,561.	29,682.	177,651.
19 Net income from unrelated business activities not included in line 18					
20 Tax revenues levied for the organization's benefit and either paid to it or expended on its behalf					
21 The value of services or facilities furnished to the organization by a governmental unit without charge. Do not include the value of services or facilities generally furnished to the public without charge					
22 Other income. Attach a schedule. Do not include gain or (loss) from sale of capital assets					
23 Total of lines 15 through 22	6,101,324.	6,980,010.	6,611,055.	11479554.	31,171,943.
24 Line 23 minus line 17	5,978,573.	6,980,010.	6,611,055.	11479554.	31,049,192.
25 Enter 1% of line 23	61,013.	69,800.	66,111.	114,796.	
26 Organizations described on lines 10 or 11: a Enter 2% of amount in column (e), line 24					26a 620,984.
b Prepare a list for your records to show the name of and amount contributed by each person (other than a governmental unit or publicly supported organization) whose total gifts for 2002 through 2005 exceeded the amount shown in line 26a. Do not file this list with your return. Enter the total of all these excess amounts					26b 0.
c Total support for section 509(a)(1) test: Enter line 24, column (e)					26c 31,049,192.
d Add: Amounts from column (e) for lines: 18 177,651. 19					26d 177,651.
22 26b					26e 30,871,541.
e Public support (line 26c minus line 26d total)					26f 99.4278%
f Public support percentage (line 26e (numerator) divided by line 26c (denominator))					
27 Organizations described on line 12: a For amounts included in lines 15, 16, and 17 that were received from a "disqualified person," prepare a list for your records to show the name of, and total amounts received in each year from, each "disqualified person." Do not file this list with your return. Enter the sum of such amounts for each year: N/A					
(2005) (2004) (2003) (2002)					
b For any amount included in line 17 that was received from each person (other than "disqualified persons"), prepare a list for your records to show the name of, and amount received for each year, that was more than the larger of (1) the amount on line 25 for the year or (2) \$5,000. (Include in the list organizations described in lines 5 through 11b, as well as individuals.) Do not file this list with your return. After computing the difference between the amount received and the larger amount described in (1) or (2), enter the sum of these differences (the excess amounts) for each year: N/A					
(2005) (2004) (2003) (2002)					
c Add: Amounts from column (e) for lines: 15 16					27c N/A
17 20 21					27d N/A
d Add: Line 27a total and line 27b total					27e N/A
e Public support (line 27c total minus line 27d total)					27f N/A
f Total support for section 509(a)(2) test: Enter amount on line 23, column (e)					27g N/A %
g Public support percentage (line 27e (numerator) divided by line 27f (denominator))					27h N/A %
h Investment income percentage (line 18, column (e) (numerator) divided by line 27f (denominator))					

28 Unusual Grants: For an organization described in line 10, 11, or 12 that received any unusual grants during 2002 through 2005, prepare a list for your records to show, for each year, the name of the contributor, the date and amount of the grant, and a brief description of the nature of the grant. Do not file this list with your return. Do not include these grants in line 15.

NONE

**Part V Private School Questionnaire** (See page 9 of the instructions.)

N/A

(To be completed ONLY by schools that checked the box on line 6 in Part IV)

		Yes	No
29	Does the organization have a racially nondiscriminatory policy toward students by statement in its charter, bylaws, other governing instrument, or in a resolution of its governing body? .....	29	
30	Does the organization include a statement of its racially nondiscriminatory policy toward students in all its brochures, catalogues, and other written communications with the public dealing with student admissions, programs, and scholarships? .....	30	
31	Has the organization publicized its racially nondiscriminatory policy through newspaper or broadcast media during the period of solicitation for students, or during the registration period if it has no solicitation program, in a way that makes the policy known to all parts of the general community it serves? .....	31	
If "Yes," please describe; if "No," please explain. (If you need more space, attach a separate statement.)			
.....			
.....			
.....			
32	Does the organization maintain the following:		
a	Records indicating the racial composition of the student body, faculty, and administrative staff? .....	32a	
b	Records documenting that scholarships and other financial assistance are awarded on a racially nondiscriminatory basis? .....	32b	
c	Copies of all catalogues, brochures, announcements, and other written communications to the public dealing with student admissions, programs, and scholarships? .....	32c	
d	Copies of all material used by the organization or on its behalf to solicit contributions? .....	32d	
If you answered "No" to any of the above, please explain. (If you need more space, attach a separate statement.)			
.....			
.....			
33	Does the organization discriminate by race in any way with respect to:		
a	Students' rights or privileges? .....	33a	
b	Admissions policies? .....	33b	
c	Employment of faculty or administrative staff? .....	33c	
d	Scholarships or other financial assistance? .....	33d	
e	Educational policies? .....	33e	
f	Use of facilities? .....	33f	
g	Athletic programs? .....	33g	
h	Other extracurricular activities? .....	33h	
If you answered "Yes" to any of the above, please explain. (If you need more space, attach a separate statement.)			
.....			
.....			
34 a	Does the organization receive any financial aid or assistance from a governmental agency? .....	34a	
b	Has the organization's right to such aid ever been revoked or suspended? .....	34b	
If you answered "Yes" to either 34a or b, please explain using an attached statement.			
35	Does the organization certify that it has complied with the applicable requirements of sections 4.01 through 4.05 of Rev. Proc. 75-50, 1975-2 C.B. 587, covering racial nondiscrimination? If "No," attach an explanation .....	35	

**Part VI-A Lobbying Expenditures by Electing Public Charities** (See page 10 of the instructions.)

N/A

(To be completed ONLY by an eligible organization that filed Form 5768)

Check ☒ **a** if the organization belongs to an affiliated group. Check ☐ **b** if you checked "a" and "limited control" provisions apply.**Limits on Lobbying Expenditures**

(The term "expenditures" means amounts paid or incurred.)

	(a) Affiliated group totals	(b) To be completed for all electing organizations
<b>36</b> Total lobbying expenditures to influence public opinion (grassroots lobbying) .....	<b>36</b>	N/A
<b>37</b> Total lobbying expenditures to influence a legislative body (direct lobbying) .....	<b>37</b>	
<b>38</b> Total lobbying expenditures (add lines 36 and 37) .....	<b>38</b>	
<b>39</b> Other exempt purpose expenditures .....	<b>39</b>	
<b>40</b> Total exempt purpose expenditures (add lines 38 and 39) .....	<b>40</b>	
<b>41</b> Lobbying nontaxable amount. Enter the amount from the following table -		
<b>If the amount on line 40 is -</b>		
Not over \$500,000 .....	20% of the amount on line 40	
Over \$500,000 but not over \$1,000,000 .....	\$100,000 plus 15% of the excess over \$500,000	
Over \$1,000,000 but not over \$1,500,000 .....	\$175,000 plus 10% of the excess over \$1,000,000	
Over \$1,500,000 but not over \$17,000,000 .....	\$225,000 plus 5% of the excess over \$1,500,000	
Over \$17,000,000 .....	\$1,000,000	
<b>42</b> Grassroots nontaxable amount (enter 25% of line 41) .....	<b>42</b>	
<b>43</b> Subtract line 42 from line 36. Enter -0- if line 42 is more than line 36 .....	<b>43</b>	
<b>44</b> Subtract line 41 from line 38. Enter -0- if line 41 is more than line 38 .....	<b>44</b>	

**Caution:** If there is an amount on either line 43 or line 44, you must file Form 4720.**4-Year Averaging Period Under Section 501(h)**

(Some organizations that made a section 501(h) election do not have to complete all of the five columns below. See the instructions for lines 45 through 50 on page 13 of the instructions.)

Calendar year (or fiscal year beginning in) ▶	Lobbying Expenditures During 4-Year Averaging Period				N/A
	(a) 2006	(b) 2005	(c) 2004	(d) 2003	(e) Total
<b>45</b> Lobbying nontaxable amount .....					0.
<b>46</b> Lobbying ceiling amount (150% of line 45(e)) .....					0.
<b>47</b> Total lobbying expenditures .....					0.
<b>48</b> Grassroots nontaxable amount .....					0.
<b>49</b> Grassroots ceiling amount (150% of line 48(e)) .....					0.
<b>50</b> Grassroots lobbying expenditures .....					0.

**Part VI-B Lobbying Activity by Nonelecting Public Charities**

(For reporting only by organizations that did not complete Part VI-A) (See page 13 of the instructions.)

N/A

During the year, did the organization attempt to influence national, state or local legislation, including any attempt to influence public opinion on a legislative matter or referendum, through the use of:

	Yes	No	Amount
<b>a</b> Volunteers .....			
<b>b</b> Paid staff or management (Include compensation in expenses reported on lines c through h.) .....			
<b>c</b> Media advertisements .....			
<b>d</b> Mailings to members, legislators, or the public .....			
<b>e</b> Publications, or published or broadcast statements .....			
<b>f</b> Grants to other organizations for lobbying purposes .....			
<b>g</b> Direct contact with legislators, their staffs, government officials, or a legislative body .....			
<b>h</b> Rallies, demonstrations, seminars, conventions, speeches, lectures, or any other means .....			
<b>i</b> Total lobbying expenditures (Add lines c through h.) .....			0.

If "Yes" to any of the above, also attach a statement giving a detailed description of the lobbying activities.





**Schedule B**(Form 990, 990-EZ,  
or 990-PF)Department of the Treasury  
Internal Revenue Service**Schedule of Contributors**Supplementary Information for  
line 1 of Form 990, 990-EZ, and 990-PF (see instructions)

OMB No. 1545-0047

**2006**

Name of organization

Employer identification number

COMMUNITIES IN SCHOOLS OF GEORGIA

58-1912923

Organization type(check one):

Filers of:

Section:

Form 990 or 990-EZ

☒ 501(c)( 3 ) (enter number) organization☐ 4947(a)(1) nonexempt charitable trust **not** treated as a private foundation☐ 527 political organization

Form 990-PF

☐ 501(c)(3) exempt private foundation☐ 4947(a)(1) nonexempt charitable trust treated as a private foundation☐ 501(c)(3) taxable private foundation

Check if your organization is covered by the **General Rule** or a **Special Rule**. (Note: Only a section 501(c)(7), (8), or (10) organization can check boxes for both the General Rule and a Special Rule-see instructions.)

**General Rule-**

- ☐ For organizations filing Form 990, 990-EZ, or 990-PF that received, during the year, \$5,000 or more (in money or property) from any one contributor. (Complete Parts I and II.)

**Special Rules-**

- ☒ For a section 501(c)(3) organization filing Form 990, or Form 990-EZ, that met the 33 1/3% support test of the regulations under sections 509(a)(1)/170(b)(1)(A)(vi), and received from any one contributor, during the year, a contribution of the greater of \$5,000 or 2% of the amount on line 1 of these forms. (Complete Parts I and II.)
- ☐ For a section 501(c)(7), (8), or (10) organization filing Form 990, or Form 990-EZ, that received from any one contributor, during the year, aggregate contributions or bequests of more than \$1,000 for use *exclusively* for religious, charitable, scientific, literary, or educational purposes, or the prevention of cruelty to children or animals. (Complete Parts I, II, and III.)
- ☐ For a section 501(c)(7), (8), or (10) organization filing Form 990, or Form 990-EZ, that received from any one contributor, during the year, some contributions for use *exclusively* for religious, charitable, etc., purposes, but these contributions did not aggregate to more than \$1,000. (If this box is checked, enter here the total contributions that were received during the year for an *exclusively* religious, charitable, etc., purpose. Do not complete any of the Parts unless the **General Rule** applies to this organization because it received nonexclusively religious, charitable, etc., contributions of \$5,000 or more during the year.) ▶ \$ \_\_\_\_\_

**Caution:** Organizations that are not covered by the General Rule and/or the Special Rules do not file Schedule B (Form 990, 990-EZ, or 990-PF), but they **must** check the box in the heading of their Form 990, Form 990-EZ, or on line 2 of their Form 990-PF, to certify that they do not meet the filing requirements of Schedule B (Form 990, 990-EZ, or 990-PF).

LHA For Paperwork Reduction Act Notice, see the Instructions  
for Form 990, Form 990-EZ, and Form 990-PF.

Schedule B (Form 990, 990-EZ, or 990-PF) (2006)

Name of organization

Employer identification number

COMMUNITIES IN SCHOOLS OF GEORGIA

58-1912923

**Part I Contributors** (See Specific Instructions.)

(a) No.	(b) Name, address, and ZIP + 4	(c) Aggregate contributions	(d) Type of contribution
1	ANONYMOUS 50 HURT PLAZA, STE 850 ATLANTA, GA 30303	\$ 333,333.	Person <input checked="" type="checkbox"/> Payroll <input type="checkbox"/> Noncash <input type="checkbox"/> (Complete Part II if there is a noncash contribution.)
2	COMMUNITY FOUNDATION OF CENTRAL GEORGIA 277 MLK JR. BLVD, STE 303 MACON, GA 31201	\$ 10,000.	Person <input checked="" type="checkbox"/> Payroll <input type="checkbox"/> Noncash <input type="checkbox"/> (Complete Part II if there is a noncash contribution.)
3	GEORGIA POWER FOUNDATION 241 RALPH MCGILL BLVD NE, ATLANTA, GA 30308	\$ 125,000.	Person <input checked="" type="checkbox"/> Payroll <input type="checkbox"/> Noncash <input type="checkbox"/> (Complete Part II if there is a noncash contribution.)
4	IBM CORPORATION COMMUNITY RELATIONS 4111 NORTHSIDE PKWY ATLANTA, GA 30327	\$	Person <input type="checkbox"/> Payroll <input type="checkbox"/> Noncash <input checked="" type="checkbox"/> (Complete Part II if there is a noncash contribution.)
5	JOSEPH B. WHITEHEAD FOUNDATION 50 HURT PLAZA, STE 1200 ATLANTA, GA 30303	\$ 1,000,000.	Person <input checked="" type="checkbox"/> Payroll <input type="checkbox"/> Noncash <input type="checkbox"/> (Complete Part II if there is a noncash contribution.)
6	THE JAMES HARRIS & ANGELA M. HARRIS FOUNDATION P.O. BOX 220427 CHARLOTTE, NC 28222	\$ 25,000.	Person <input checked="" type="checkbox"/> Payroll <input type="checkbox"/> Noncash <input type="checkbox"/> (Complete Part II if there is a noncash contribution.)

Name of organization

Employer identification number

COMMUNITIES IN SCHOOLS OF GEORGIA

58-1912923

**Part I Contributors** (See Specific Instructions.)

(a) No.	(b) Name, address, and ZIP + 4	(c) Aggregate contributions	(d) Type of contribution
7	THE LUTHER & SUSSIE HARRIS FOUNDATION 3414 PEACHTREE RD, STE 722 ATLANTA, GA 30326	\$ 500,000.	Person <input checked="" type="checkbox"/> Payroll <input type="checkbox"/> Noncash <input type="checkbox"/> (Complete Part II if there is a noncash contribution.)
8	UPS FOUNDATION 55 GLENLAKE PARKWAY NE ATLANTA, GA 30328	\$ 25,000.	Person <input checked="" type="checkbox"/> Payroll <input type="checkbox"/> Noncash <input type="checkbox"/> (Complete Part II if there is a noncash contribution.)
9	CIS NATIONAL 277 SOUTH WASHINGTON STREET, SUITE 210 ALEXANDRIA, VA 22314	\$ 520,173.	Person <input checked="" type="checkbox"/> Payroll <input type="checkbox"/> Noncash <input type="checkbox"/> (Complete Part II if there is a noncash contribution.)
10	PEYTON ANDERSON 577 MULBERRY ST SUITE 1111 MACON, GA 31201	\$ 100,000.	Person <input checked="" type="checkbox"/> Payroll <input type="checkbox"/> Noncash <input type="checkbox"/> (Complete Part II if there is a noncash contribution.)
11	KATHERINE JOHN MURPHY FOUNDATION 50 HURT PLAZA, STE 1210 ATLANTA, GA 30327	\$ 10,000.	Person <input checked="" type="checkbox"/> Payroll <input type="checkbox"/> Noncash <input type="checkbox"/> (Complete Part II if there is a noncash contribution.)
12	THOMAS R & ALEXANDRIA RODDY 310 TARA TRAIL, NW ATLANTA, GA 30327	\$ 10,000.	Person <input checked="" type="checkbox"/> Payroll <input type="checkbox"/> Noncash <input type="checkbox"/> (Complete Part II if there is a noncash contribution.)

Name of organization

Employer identification number

COMMUNITIES IN SCHOOLS OF GEORGIA

58-1912923

**Part I Contributors** (See Specific Instructions.)

(a) No.	(b) Name, address, and ZIP + 4	(c) Aggregate contributions	(d) Type of contribution
13	AEC TRUST 501 SILVERSIDE RD, SUITE 123 WILMINGTON, DE 19809	\$ 10,000.	Person <input checked="" type="checkbox"/> Payroll <input type="checkbox"/> Noncash <input type="checkbox"/> (Complete Part II if there is a noncash contribution.)
14	WAL-MART FOUNDATION 7025 W 8TH STREET BENTONVILLE, AR 72716	\$ 20,000.	Person <input checked="" type="checkbox"/> Payroll <input type="checkbox"/> Noncash <input type="checkbox"/> (Complete Part II if there is a noncash contribution.)
15	THE COCA COLA FOUNDATION ATLANTA, GA	\$ 60,000.	Person <input checked="" type="checkbox"/> Payroll <input type="checkbox"/> Noncash <input type="checkbox"/> (Complete Part II if there is a noncash contribution.)
16	AGL RESOURCES TEN PEACHTREE PLACE ATLANTA, GA 30309	\$ 11,000.	Person <input checked="" type="checkbox"/> Payroll <input type="checkbox"/> Noncash <input type="checkbox"/> (Complete Part II if there is a noncash contribution.)
17	THE COMMUNITY FOUNDATION FOR GREATER ATLANTA, INC. THE HURT BUILDING, SUITE 449 ATLANTA, GA 30303	\$ 100,000.	Person <input checked="" type="checkbox"/> Payroll <input type="checkbox"/> Noncash <input type="checkbox"/> (Complete Part II if there is a noncash contribution.)
18	COSTCO WHOLESALE 999 LAKE DRIVE ISSAQUAH, WA 98027	\$ 20,000.	Person <input checked="" type="checkbox"/> Payroll <input type="checkbox"/> Noncash <input type="checkbox"/> (Complete Part II if there is a noncash contribution.)

Name of organization

Employer identification number

COMMUNITIES IN SCHOOLS OF GEORGIA

58-1912923

**Part I Contributors** (See Specific Instructions.)

(a) No.	(b) Name, address, and ZIP + 4	(c) Aggregate contributions	(d) Type of contribution
19	SUTHERLAND, ASBILL & BRENNAN, LLP 999 PEACHTREE STREET, NE ATLANTA, GA	\$ 25,000.	Person <input checked="" type="checkbox"/> Payroll <input type="checkbox"/> Noncash <input type="checkbox"/> (Complete Part II if there is a noncash contribution.)
20	BOARD OF REGENTS - UNIVERSITY SYSTEM OF GA 100 CHASTAIN RD, MD 0101, KH BLDG 1 KENNESAW, GA 30144	\$ 70,000.	Person <input checked="" type="checkbox"/> Payroll <input type="checkbox"/> Noncash <input type="checkbox"/> (Complete Part II if there is a noncash contribution.)
21	BELLSOUTH FOUNDATION 1155 PEACHTREE ST NE ROOM 7H08 ATLANTA, GA 30309	\$ 75,000.	Person <input checked="" type="checkbox"/> Payroll <input type="checkbox"/> Noncash <input type="checkbox"/> (Complete Part II if there is a noncash contribution.)
22	WAL-MART FOUNDATION 7025 W 8TH STREET BENTONVILLE, AR 72716	\$	Person <input type="checkbox"/> Payroll <input type="checkbox"/> Noncash <input checked="" type="checkbox"/> (Complete Part II if there is a noncash contribution.)
		\$	Person <input type="checkbox"/> Payroll <input type="checkbox"/> Noncash <input type="checkbox"/> (Complete Part II if there is a noncash contribution.)
		\$	Person <input type="checkbox"/> Payroll <input type="checkbox"/> Noncash <input type="checkbox"/> (Complete Part II if there is a noncash contribution.)

Name of organization

Employer identification number

COMMUNITIES IN SCHOOLS OF GEORGIA

58-1912923

**Part II Noncash Property** (See Specific Instructions.)

(a) No. from Part I	(b) Description of noncash property given	(c) FMV (or estimate) (see instructions)	(d) Date received
4	LAPTOP COMPUTERS AND PROJECTOR	\$ 8,493.	VARIOUS
(a) No. from Part I	(b) Description of noncash property given	(c) FMV (or estimate) (see instructions)	(d) Date received
22	LAPTOP COMPUTERS AND GIFT CARDS	\$ 12,000.	VARIOUS
(a) No. from Part I	(b) Description of noncash property given	(c) FMV (or estimate) (see instructions)	(d) Date received
		\$	
(a) No. from Part I	(b) Description of noncash property given	(c) FMV (or estimate) (see instructions)	(d) Date received
		\$	
(a) No. from Part I	(b) Description of noncash property given	(c) FMV (or estimate) (see instructions)	(d) Date received
		\$	
(a) No. from Part I	(b) Description of noncash property given	(c) FMV (or estimate) (see instructions)	(d) Date received
		\$	

FORM 990	OTHER EXPENSES			STATEMENT 1
DESCRIPTION	(A) TOTAL	(B) PROGRAM SERVICES	(C) MANAGEMENT AND GENERAL	(D) FUNDRAISING
BANK CHARGES	3,713.	264.	3,449.	
CONSULTANTS	322,657.	178,665.	2,842.	141,150.
CONTRACTURAL	217,466.	208,200.	9,266.	
EDUCATIONAL SUPPLIES	4,151.	4,151.		
FACILITY COSTS	266,818.	266,818.		
INSURANCE	35,110.	30,623.	4,487.	
DUES & SUBSCRIPTIONS	11,806.	9,936.	1,870.	
PROGRAM SERVICES	1,017,681.	1,017,681.		
LICENSE FEES	1,053,692.	1,053,692.		
LOSS ON DIPOSAL OF ASSETS	265.		265.	
COMPUTERS	461,335.	457,429.	3,906.	
PR & MARKETING	76,126.	76,072.		54.
TOTAL TO FM 990, LN 43	3,470,820.	3,303,531.	26,085.	141,204.

FORM 990	OTHER PROGRAM SERVICES		STATEMENT 2
DESCRIPTION OF OTHER PROGRAM SERVICES	GRANTS AND ALLOCATIONS	EXPENSES	
COMMUNITIES EMPOWERMENT YOUTH PROGRAM	0.	95,293.	
VOLUNTEERS IN SERVICE TO AMERICA	0.	91,038.	
AMERICORP - DIGITAL DIVIDE	0.	33,422.	
AMERICORP - AMERICA READS	0.	298,416.	
LEADERSHIP INSTITUTE	0.	161,842.	
PARENTAL INFORMATION RESOURCE CENTERS II & III	0.	474,331.	
OTHER - DEPARTMENT OF HUMAN RESOURCES, MENTOR, & READING IS FUNDAMENTAL	0.	515.	
TOTAL TO FORM 990, PART III, LINE E		1154857.	

FORM 990

OTHER NOTES AND LOANS PAYABLE

STATEMENT

3

LENDER'S NAME

TERMS OF REPAYMENT

CHRYSLER FINANCIAL

60 MONTHS

DATE OF  
NOTEMATURITY  
DATEORIGINAL  
LOAN AMOUNTINTEREST  
RATE

01/27/03

01/27/08

30,528.

.00%

SECURITY PROVIDED BY BORROWER

PURPOSE OF LOAN

VEHICLE PURCHASED

RELATIONSHIP OF LENDER

NONE

DESCRIPTION OF CONSIDERATION

FMV OF  
CONSIDERATION

BALANCE DUE

VEHICLE

0.

4,045.

TOTAL INCLUDED ON FORM 990, PART IV, LINE 64, COLUMN B

4,045.



---



---

FORM 990      PART V-A - LIST OF CURRENT OFFICERS, DIRECTORS,      STATEMENT      4  
TRUSTEES AND KEY EMPLOYEES

---

NAME AND ADDRESS	TITLE AND AVRG HRS/WK	COMPEN- SATION	EMPLOYEE BEN PLAN CONTRIB	EXPENSE ACCOUNT
ANN W. CRAMER 600 WEST PEACHTREE ST., SUITE 1200 ATLANTA, GA 30308	PAST CHAIRMAN 1.00	0.	0.	0.
DR. DAVID V. MARTIN 600 WEST PEACHTREE ST., SUITE 1200 ATLANTA, GA 30308	SECRETARY/TREASURER 1.00	0.	0.	0.
J. NEIL SHORTHOUSE 600 WEST PEACHTREE ST., SUITE 1200 ATLANTA, GA 30308	PRESIDENT 40.00	125,000.	23,740.	17,410.
ROBERT M. BRINSON 600 WEST PEACHTREE ST., SUITE 1200 ATLANTA, GA 30308	BOARD MEMBER 1.00	0.	0.	0.
DR. PORTIA HOLMES-SHIELDS 600 WEST PEACHTREE ST., SUITE 1200 ATLANTA, GA 30308	DIRECTOR 1.00	0.	0.	0.
JOHN H. MOBLEY II 600 WEST PEACHTREE ST., SUITE 1200 ATLANTA, GA 30308	DIRECTOR 1.00	0.	0.	0.
TERRELL L. SLAYTON 600 WEST PEACHTREE ST., SUITE 1200 ATLANTA, GA 30308	DIRECTOR 1.00	0.	0.	0.
JAMES L. ALLGOOD, JR. 600 WEST PEACHTREE ST., SUITE 1200 ATLANTA, GA 30308	BOARD MEMBER 1.00	0.	0.	0.
DR. STUART N. BENNETT 600 WEST PEACHTREE ST., SUITE 1200 ATLANTA, GA 30308	BOARD MEMBER 1.00	0.	0.	0.
KATHY BERRY 600 WEST PEACHTREE ST., SUITE 1200 ATLANTA, GA 30308	DIRECTOR 1.00	0.	0.	0.
ZENDA BOWIE 600 WEST PEACHTREE ST., SUITE 1200 ATLANTA, GA 30308	BOARD MEMBER 1.00	0.	0.	0.

## COMMUNITIES IN SCHOOLS OF GEORGIA

58-1912923

KERRY CAMPBELL 600 WEST PEACHTREE ST., SUITE 1200 ATLANTA, GA 30308	CHAIRMAN 1.00	0.	0.	0.
DR. GERALD L. DURLEY 600 WEST PEACHTREE ST., SUITE 1200 ATLANTA, GA 30308	BOARD MEMBER 1.00	0.	0.	0.
ROBERT E. KNOX, JR. 600 WEST PEACHTREE ST., SUITE 1200 ATLANTA, GA 30308	BOARD MEMBER 1.00	0.	0.	0.
ARLETHIA PERRY-JOHNSON 600 WEST PEACHTREE ST., SUITE 1200 ATLANTA, GA 30308	DIRECTOR 1.00	0.	0.	0.
BROOKS SHELTON 600 WEST PEACHTREE ST., SUITE 1200 ATLANTA, GA 30308	BOARD MEMBER 1.00	0.	0.	0.
MICHAEL L. THURMOND 600 WEST PEACHTREE ST., SUITE 1200 ATLANTA, GA 30308	BOARD MEMBER 1.00	0.	0.	0.
DR. PEYTON WILLIAMS 600 WEST PEACHTREE ST., SUITE 1200 ATLANTA, GA 30308	BOARD MEMBER 1.00	0.	0.	0.
DR. JAMES DON EDWARDS 600 WEST PEACHTREE ST., SUITE 1200 ATLANTA, GA 30308	EMERITUS 1.00	0.	0.	0.
LEWIS G. HOLLAND SR. 600 WEST PEACHTREE ST., SUITE 1200 ATLANTA, GA 30308	EMERITUS 1.00	0.	0.	0.
DR. KEN BREEDEN 600 WEST PEACHTREE ST., SUITE 1200 ATLANTA, GA 30308	BOARD MEMBER 1.00	0.	0.	0.
DR. STEPHEN DOLINGER 600 WEST PEACHTREE ST., SUITE 1200 ATLANTA, GA 30308	BOARD MEMBER 1.00	0.	0.	0.
ROBERT L. HALL 600 WEST PEACHTREE ST., SUITE 1200 ATLANTA, GA 30308	BOARD MEMBER 1.00	0.	0.	0.
MICHAEL MILLS 600 WEST PEACHTREE ST., SUITE 1200 ATLANTA, GA 30308	BOARD MEMBER 1.00	0.	0.	0.

COMMUNITIES IN SCHOOLS OF GEORGIA

58-1912923

TERRY SMITH 600 WEST PEACHTREE ST., SUITE 1200 ATLANTA, GA 30308	BOARD MEMBER 1.00	0.	0.	0.
DR. WANDA WEST 600 WEST PEACHTREE ST., SUITE 1200 ATLANTA, GA 30308	BOARD MEMBER 1.00	0.	0.	0.
CHRIS WOMACK 600 WEST PEACHTREE ST., SUITE 1200 ATLANTA, GA 30308	DIRECTOR 1.00	0.	0.	0.
W. CHUCK LEWIS 600 WEST PEACHTREE ST., SUITE 1200 ATLANTA, GA 30308	BOARD MEMBER 1.00	0.	0.	0.
REGINALD BEATY 600 WEST PEACHTREE ST., SUITE 1200 ATLANTA, GA 30308	VICE PRES/COO 40.00	103,000.	16,766.	8,264.
ALBERT COLEMAN 600 WEST PEACHTREE ST., SUITE 1200 ATLANTA, GA 30308	VICE PRES - GOVT REL. 40.00	78,051.	11,381.	12,191.
RAYMOND REYNOLDS 600 WEST PEACHTREE ST., SUITE 1200 ATLANTA, GA 30308	VICE PRES - RES. DEV 40.00	164,800.	22,398.	4,632.
TOTALS INCLUDED ON FORM 990, PART V-A		<u>470,851.</u>	<u>74,285.</u>	<u>42,497.</u>

**Application for Extension of Time To File an  
Exempt Organization Return**

OMB No. 1545-1709

► File a separate application for each return.

- If you are filing for an **Automatic 3-Month Extension**, complete only **Part I** and check this box ☒ **X**
- If you are filing for an **Additional (not automatic) 3-Month Extension**, complete only **Part II** (on page 2 of this form).

**Do not complete Part II unless you have already been granted an automatic 3-month extension on a previously filed Form 8868.****Part I Automatic 3-Month Extension of Time.** Only submit original (no copies needed).Section 501(c) corporations required to file Form 990-T and requesting an automatic 6-month extension - check this box and complete Part I only ☐*All other corporations (including 1120-C filers), partnerships, REMICs, and trusts must use Form 7004 to request an extension of time to file income tax returns.***Electronic Filing (e-file).** Generally, you can electronically file Form 8868 if you want a 3-month automatic extension of time to file one of the returns noted below (6 months for section 501(c) corporations required to file Form 990-T). However, you cannot file Form 8868 electronically if (1) you want the additional (not automatic) 3-month extension or (2) you file Forms 990-BL, 6069, or 8870, group returns, or a composite or consolidated Form 990-T. Instead, you must submit the fully completed and signed page 2 (Part II) of Form 8868. For more details on the electronic filing of this form, visit [www.irs.gov/efile](http://www.irs.gov/efile) and click on *e-file for Charities & Nonprofits*.

<b>Type or print</b>	Name of Exempt Organization <b>COMMUNITIES IN SCHOOLS OF GEORGIA</b>	Employer identification number <b>58-1912923</b>
File by the due date for filing your return. See instructions.	Number, street, and room or suite no. If a P.O. box, see instructions. <b>600 WEST PEACHTREE STREET, NO. 1200</b>	
	City, town or post office, state, and ZIP code. For a foreign address, see instructions. <b>ATLANTA, GA 30308</b>	

**Check type of return to be filed** (file a separate application for each return):

- |  |   |                                    |
|--|---|------------------------------------|
| <input checked="" type="checkbox"/> Form 990 | <input type="checkbox"/> Form 990-T (corporation)                 | <input type="checkbox"/> Form 4720 |
| <input type="checkbox"/> Form 990-BL         | <input type="checkbox"/> Form 990-T (sec. 401(a) or 408(a) trust) | <input type="checkbox"/> Form 5227 |
| <input type="checkbox"/> Form 990-EZ         | <input type="checkbox"/> Form 990-T (trust other than above)      | <input type="checkbox"/> Form 6069 |
| <input type="checkbox"/> Form 990-PF         | <input type="checkbox"/> Form 1041-A                              | <input type="checkbox"/> Form 8870 |

- The books are in the care of ► **J. NEIL SHORHOUSE**  
Telephone No. ► **404-888-5784** FAX No. ► \_\_\_\_\_
- If the organization does not have an office or place of business in the United States, check this box ☐
- If this is for a Group Return, enter the organization's four digit Group Exemption Number (GEN) \_\_\_\_\_. If this is for the whole group, check this box ☐. If it is for part of the group, check this box ☐ and attach a list with the names and EINs of all members the extension will cover.

- 1 I request an automatic 3-month (6-months for a section 501(c) corporation required to file Form 990-T) extension of time until **FEBRUARY 15, 2008**, to file the exempt organization return for the organization named above. The extension is for the organization's return for:  
 ► ☐ calendar year \_\_\_\_\_ or  
 ► ☒ tax year beginning **JUL 1, 2006**, and ending **JUN 30, 2007**.

- 2 If this tax year is for less than 12 months, check reason: ☐ Initial return ☐ Final return ☐ Change in accounting period

<b>3a</b> If this application is for Form 990-BL, 990-PF, 990-T, 4720, or 6069, enter the tentative tax, less any nonrefundable credits. See instructions.	<b>3a</b>	\$
<b>b</b> If this application is for Form 990-PF or 990-T, enter any refundable credits and estimated tax payments made. Include any prior year overpayment allowed as a credit.	<b>3b</b>	\$
<b>c</b> <b>Balance Due.</b> Subtract line 3b from line 3a. Include your payment with this form, or, if required, deposit with FTD coupon or, if required, by using EFTPS (Electronic Federal Tax Payment System). See instructions.	<b>3c</b>	\$ <b>N/A</b>

**Caution.** If you are going to make an electronic fund withdrawal with this Form 8868, see Form 8453-EO and Form 8879-EO for payment instructions.

**COMMUNITIES IN SCHOOLS OF GEORGIA**  
**Community Development**  
**Summary Report 2006-2007**

Communities In Schools (CIS) of Georgia provides a proven success model for replicating effective dropout prevention strategies designed to help communities overcome the immense challenges facing today's youth and their schools. The ultimate goal of Communities In Schools is to increase the number of students who are successful in school, and to lower the number of children who are dropping out. Our network of 50 Communities In Schools Local Affiliates and 27 Performance Learning Centers® (PLCs) provided services to students in 62 counties and 66 school systems throughout Georgia.

Communities In Schools Local Affiliates, PLCs and grant programs provide support services to Pre-Kindergarten through 12<sup>th</sup> grade students to ensure that each student has: a personal, one-on-one relationship with a caring adult; a safe place to learn and grow; a marketable skill to use upon graduation; a healthy start; and experiences opportunities to give back to peers and their community. CIS is concerned with unifying the support and program development functions for students. CIS has been successful because we emphasize early intervention as a dropout prevention strategy.

**Serving At-Risk Students**

- 76.2% of students missing 10 days or more per year prior to CIS improved their attendance to 94.6% from 89.2%.
- 69.2% of students with disciplinary problems resulting in suspension prior to CIS improved their behavior to 2.7 suspensions per year from 5.0.
- Improvement was seen in 68.8% of elementary school students, 66% of middle school students and 57% of high school students entering CIS with academic or reading difficulties.
- 91.7% elementary school students tracked for promotion status were promoted. Among middle school students 92.7% were promoted.
- Among at-risk high school students served by CIS, 16.7% graduated and 75.5% were still in school.

Local CIS programs are autonomous organizations with managerial support, training, and technical assistance provided by CIS of Georgia. Local programs are tailored by local community assessments, school systems, the CIS executive directors, and their local boards to best utilize the resources available in each community. As such, CIS programs vary with respect to the services they offer and the partnerships they develop to address the needs of young people in their communities.

**Building Resources for Schools and Students**

- Types of Funding: Total Funds Raised (including DOE to CIS of Georgia) = \$26,754,415.42.
- CIS brought over 9,000 volunteers into Georgia schools during the 2006-2007 school year, providing over 225,000 hours of service to schools and students estimated to be worth \$4,233,478 by Independent Sector.
- In all, CIS affiliates raised \$22.71 in funds and services for every DOE grant dollar in 2006-2007.

## **CURRENT STATUS OF CIS SITES IN GEORGIA**

During the 2006-2007 school year, CIS programs provided level one and level two services to 135,130 students overall, with over 31,000 students receiving sustained services, intensive program services

It is the business of CIS of Georgia to help local communities develop the structure of their Communities In Schools partnerships so that they will become a strong, stable and dependable resource for students, families and schools in their communities. To that end, all CIS programs in Georgia are assigned a Community Development Specialist from CIS of Georgia's Community Development Department to help guide them and their communities through the CIS process. In addition, CIS of Georgia provides local sites with assistance in the areas of evaluation and recordkeeping, communications and resource development.

As part of our commitment to supporting the efforts of local CIS sites, CIS of Georgia and the National office of Communities In Schools provide training to local CIS sites. In addition, local programs learn from one another by sharing best practices, funding opportunities and community partnership information. CIS of Georgia makes group-training opportunities available for local sites throughout the year. CIS of Georgia has provided more than 200 onsite-individualized trainings for Boards of Directors, program development, and planning and resource development.

## **CIS REGIONAL SERVICE DELIVERY MODEL**

CIS of Georgia's regional service delivery model implements a plan to provide quality services to the network, to improve coordination between federal grant programs, CIS of Georgia projects and departments, and to improve communication and accountability both internally and externally. The state is divided into four regions. Each region is assigned a support team consisting of a Community Development Specialist, who is charged with regional coordination and technical assistance; and a CIS of Georgia federal grant coordinator, who provides input into the programmatic development of local programs and assists in the provision of technical assistance to the local sites. Each regional team has a Lead Executive Director who provides guidance with a local perspective and a voice from the local CIS programs

## **ORIENTATION, DEVELOPMENT & TRAINING.**

CIS of Georgia held orientation and training workshops in Macon, Georgia for CIS sites starting services to students during the 2006-2007 school year. The training sessions focused on grant requirements, CIS replication, CIS Quality and Standards, and program evaluation. The Community Development Department provided training to assist new CIS sites in building a comprehensive dropout prevention strategy for their community.

## **TOTAL QUALITY SYSTEM (TQS)**

The new CIS Total Quality System (TQS) was introduced to the CIS Network May 1, 2007. Based in large part on the recommendations of a network committee comprised of local executive directors, state directors, state office staff and national staff, the CIS national board of directors recently adopted these new standards. TQS reflects our network's unwavering commitment to quality and accountability.

**Total Quality System (TQS) will:**

- Redefine the stages of CIS affiliate development;
- Update expectations for effective non-profit management through new CIS organization and business standards;
- Define a unified and coherent CIS site model through new operation standards;
- Strengthen the CIS brand and identity;
- Ensure CIS affiliates receive appropriate assistance and support at all stages of development; and
- Ensure network-wide accountability and brand protection.

**SCHOOL YEAR ACTIVITIES**

Georgia's network of local CIS sites has employed a wide variety of strategies to help students to be more successful in school. Presented below is a sampling of the types of opportunities that are available to CIS students throughout Georgia:

- Abstinence Education
- Mentoring
- Tutoring
- Mental Health Counseling
- Homework Assistance
- Case Management
- Leadership Training
- Job Shadowing
- Career Mentoring
- After-School Programs
- Summer Jobs Programs
- Teen Parenting Guidance
- Field Trips
- Cultural Enrichment
- Job Readiness Training
- Service Learning
- Title I Program Support
- Conflict Resolution/Anger Management
- Sight for Students
- Success Seminar for 9<sup>th</sup> grade students
- Work Readiness
- Parental Involvement

**OTHER SERVICE PROGRAMMING AVAILABLE THROUGH CISGA**

For the 2006-2007 school year, CIS of Georgia has continued to bring funding and service opportunities to the local CIS programs through a series of grants and partnerships. Among these are: the VISTA (Volunteers in Service to America) program; the AmeriCorps Member -Reading Tutorial Program; RIF (Reading Is Fundamental), Parental Information and Resource Center (PIRC) program and Performance Learning Center (PLC). Throughout the year, CIS of Georgia will continue to pursue programming and partnerships designed to enhance education in Georgia.

## **GEORGIA PARENTAL INFORMATION AND RESOURCE CENTER (GA PIRC)**

### **OVERVIEW**

The Georgia Parental Information and Resource Center (GA PIRC) has taken a regional approach to disseminating information and offering services to families, schools and communities. The GA PIRC state office divided the state into five regions and each region is served by a satellite center called a "Hub." The Hubs are located in the Northeast, Northwest, Southeast and Southwest Georgia. The Hubs are a fundamental part of the PIRC delivery system and will serve as learning laboratories across the state.

The first year of the grant was used to implement new practices and systems. As part of the new system, the GA PIRC has started to put in action a menu of services.

### **DELIVERY SYSTEM**

The delivery system consists of two main components in bringing services to all parents: the Georgia Parents as Teachers Network (GA PAT Network) and the Regional Hubs. The GA PAT Network is designed to provide training and technical assistance to existing PAT programs and cultivate new PAT programs in the state. Smart Start Georgia's SPARK program and the Children's Trust Fund has partnered with GA PIRC to create the GA PAT Network. The Regional Hubs are structured to provide the following services in Georgia: a statewide public awareness campaign, regional trainings, and individualized technical assistance. The following goals have been established: (1) to enhance the abilities of parents across the state to participate effectively in their child's education, and (2) to improve student achievement through expanded and effective use of parental involvement programs.

The PIRC is able to disseminate information through various means. The audience is identified by collaborating with other agencies and sharing distribution lists. The PIRC has set up information booths at various events, attended meetings to discuss available services, and provided information to include in materials produced to distribute to audiences. There were 44,930 parents that received information through indirect services such as mass mailing, media campaign, email or brochures.

The GA PIRC has offered various workshops and presented information at events this year. They include: Preparing Your Child for Testing, Crossing the Bridge, Computer Class for Parents, Science Night, Banking Basics, RIF Parent Workshops, Parents Assuring Student Success, Freshman Orientation (High School), CRCT Pep Rally, SES Workshop and Parent University. The total number of parents that received direct PIRC service is 1,238 and of that 55% are considered low-income. There were 103 Limited English Proficient parents that received PIRC services.

### **KEY PROGRAM ELEMENTS**

The GA PIRC state office has set forth plans to work with partners to ensure the delivery system runs effectively. The Hubs will offer comprehensive, research-based program support to parents and school personnel. The GA PIRC will continue to offer Parents Assuring Student Success (PASS), a research-based program focused on study skills and standardized testing.

This is GA PAT Network's first year and it is designed to develop and support a system for ongoing PAT programs in the state. It is also creating a PAT learning community by



linking PAT programs to each other. There were 1,152 parents who received PAT services either through the GA PAT Network or the Regional Hubs.

### **CONCLUSION**

The first months of the project was used to plan processes, strengthen partnerships and develop new ones. The next three-to-four months will show the outcomes of the planning process especially with the start of the school year. The GA PIRC will continue to connect existing parent organizations in order for the delivery system to reach its full potential.

### **AMERICORPS\*VISTA PROJECT**

Sixteen VISTA members served at sites around the state during the 06-07 project year: Berrien, Candler, Chatham, Dodge, Glascock, Hart, Troup, Union, and White counties. Each VISTA member's work plan included the following objectives:

- Assist in building partnerships and promoting program awareness with stakeholders, public/private sector organizations, businesses and community members;
- Recruit, train and coordinate at least 35 volunteers to serve as mentors;
- Assist in expanding mentoring opportunities to out-of-school time

The sixteen VISTA members exceeded all objectives of their work plan by July 1, 2007 with the following results:

- Over a hundred partnerships built/enhanced to support local mentoring programs;
- Quarterly newsletters or media events publicizing the project;
- More than 550 volunteers recruited, trained and coordinated with a majority of those providing sustained mentoring services to approximately 900 students throughout the school year.

Through an alliance formed with the FDIC more than 700 high school graduation coaches/faculty in Georgia received free CDs containing a financial literacy curriculum. In addition to their regular service responsibilities, VISTA members supported the development and implementation of Reading is Fundamental and Parent Information Resource Center when appropriate in their communities.

VISTA members received an opportunity to become Certified Grant Specialist – several members and CIS VISTA alumnae took advantage of the three day training.

Administration of the project continues to become more technologically advanced with the continued development of web surveys, conferencing, online member blogs.

### **COMMUNITY YOUTH EMPOWERMENT/COMPASSION CAPITAL (CEY/CCF)**

The CEY CCF project was awarded on September 30, 2006, however monies were on ACF hold until after the January training conference for grantees. The CEY CCF program is building and further strengthening a broad-based coalition that will be better able to address the issues that disadvantaged youth face in their respective communities.

Direct capacity building activities benefited CIS of Georgia and five partnering organizations (Hart, Glascock, Candler, Troup, Dodge Counties). Additionally, all CIS of Georgia network affiliates benefited indirectly from the capacity building activities of the lead agency staff.

During this funding period the lead agency, CIS of Georgia, and five CIS/GMP partners participated in capacity building activities, including:

- Each partnering organization completed a needs assessment and operational plan to identify capacity building needs.
- Several Community Development staff, partnering organization staff, and the VISTA leader gained/enhanced their knowledge of strategies for prevention, intervention, and suppression of high risk youth behaviors through attendance at the National At-Risk Youth Conference.
- Additional lead agency staff, partner staff, and 16 VISTA members gained/enhanced their knowledge of strategies for prevention, intervention, and suppression of high risk youth behaviors, organizational structure, collaborative development and/or program development through state and/or regional training sessions, one-on-one technical assistance, newsletters, conference calls and web resources provided by lead agency staff or consultants.
- VISTA members recruited/trained more than 400 mentors and/or tutors to serve high risk youth.
- Development of the GA Mentoring Partnership website and resource development for drop out prevention strategies are both in process.

Pass through monies in the amount of \$5,000 each were dispersed to the five partnering CBOs who form the Provider's Council for the GA Mentoring Partnership. These partners used these monies to support a variety of capacity building activities including employee expansion; networking expansion and support; and equipment acquisition.

### **AMERICORPS PROGRAM**

CIS of Georgia received a federal grant for the period October 1, 2006 to September 30, 2007. Funding is provided by the Corporation for National & Community Service (CNCS) and administered by the Georgia Commission for Service & Volunteerism (GCSV).

#### *Reading Tutorial Program*

For the past eight years the program focused on statewide elementary schools with low literacy levels, this program year CIS of Georgia expanded its focus to include middle schools. This is due the growing body of evidence that shows: a) a direct correlation between students with poor reading skills and school drop out rates and b) students with poor intermediate skills (at middle school) as those most likely to dropout when they attain high school level. In keeping with our mission to help kids stay in school, CIS expanded the program to include 10 middle schools and 32 elementary schools.

#### *Program Operations*

The CIS of Georgia AmeriCorps Program model is designed to target struggling readers who are performing below grade level and in the bottom quartile of achievement. Forty part time AmeriCorps members provided service at fifteen sites around Georgia: Atlanta, Burke, Candler, Dodge, Elbert, Emanuel, Fitzgerald/BenHill, Glascock, Hart, Jenkins, Laurens, McDuffie, Troup, Stephens, and Wilkes. Members use student logs and pre-and post-testing instruments such as Accelerated Reader (AR) and Standardized Testing and Reporting (STAR) to track student outcomes.

#### *Program Accomplishments*

For the year, AmeriCorps members served over 2000 students, giving 7,000 hours in service through tutoring sessions. Of the students served, over 81 percent graduated to the next grade level and almost 95 percent graduated to the next reading level. As part of their program goals, members have also helped to recruit over 300 volunteers for service projects, thus strengthening the impact of volunteerism in their communities. Some of the community projects included special tributes to community elders on Martin Luther King Day, assisting in free book distributions through the Reading is Fundamental (RIF) program, assist in signing for deaf students, helping plan community meeting and raising funds for service projects.

Because the program places high emphasis on the special skills of a tutor, members received training in specific areas such as tutoring techniques, motivating students and handling diversity in the classroom. For their Training and Recognition Day in May, they received training in facilitative leadership and the philosophy of national service.

#### *Stories from the field*

From a member: "I had one student who seemed really distracted in class – he managed to learn and remember 6 new site words. He now knows 16 out of the 19 sight words at his level."

From a school administrator: "More parents are showing up for parents' meetings as a result of our only male AmeriCorps member who is so patient and shows an individual interest in all his students. We appreciate his services beyond measure."

## **PERFORMANCE LEARNING CENTERS Summary Report 2006-2007**

### *Program Overview*

The purpose of the Performance Learning Center (PLC) is to enable students whose academic success may be threatened to become successful students who are prepared to move to the next level educationally and vocationally. The overall goal of the PLC is to empower students for a lifetime of success. The framework of the PLC is based on six pillars that serve as the standard to maintain the integrity and quality of the PLC. Each pillar is supported through facility adjustments and staff development efforts that will ensure the PLC goal being met.

### *Program Accomplishments*

This year ending June 2007, CIS (CIS) of Georgia has centered attention in four major areas. Those areas were:

1. Curriculum and Training
2. PLC Expansion
3. Accountability and Visibility
4. Student Transition and Tracking

We have hired two additional Field Operations Specialists to accommodate expansion and one College Coach.

### Curriculum and Training

The PLC Curriculum Teams, composed of educators from the PLC network considered experts in their fields, convened to complete the following projects:

- Reviewed and piloted courses developed by Georgia Virtual School with PLC students to determine whether their course content could serve as online curriculum;
- Reviewed several courses from vendors determine which vendors to add to an approved provider list, from which other states adopting the PLC model can choose;
- Update the project-based learning, service learning and offline activities on the PLC Curriculum Resources disk provided to all learning facilitators in the PLC network to help ensure that students engage in all facets of the learning process and that all learning standards are met.

Training events were planned to accommodate the needs of the PLC staff in all areas and at all levels of development, including:

- PLC Summer Training Institute for over 100 new and 70 veteran PLC staff members and a Make-Up Summer Training Institute for about 25 late-hires
- Two Roundtables for each group: (1) Academic Coordinators and (2) Services Coordinators and CIS Executive Directors
- PLC Winter Conference for approximately 50 Learning Facilitators.
- "Train the Trainer" session for CIS of North Carolina, Virginia and Washington staff where Trainer's Guides for PLC presentations were distributed. CIS National staff also attended.

#### PLC Expansion

- Opened 5 new PLCs in Georgia: Douglas County, Cobb County, Ben Hill County, Laurens County and Chatham County
- Opened our first national expansion site in Charlotte, North Carolina
- Began implementation discussions with CIS of Washington, North Carolina, Virginia and Pennsylvania
- Hosted CIS State Directors training for PLC Expansion States
- 3 new PLC Executive Directors came on board to join Georgia's LuWanna Williams in the expansion of CIS signature program : North Carolina- Glynda Dean, Virginia- Richard Firth, and Washington State- Mario Marsillo
- 2 Expansion Field Operations Specialist joined the PLC of Georgia team- Dawn Kelley and Shariffa Dempsey

The Implementation process involves specific training for the school district high school counselors on the PLC student selection process. A community orientation and student orientation are provided to the district by the CISGA/PLC staff. The process also involves a week-long training of the intended PLC staff.

#### Accountability and Visibility

The PLC initiative have always been results-oriented, but increased that focus internally and concentrated on sharing those results externally. First, we contracted with an outside vendor to develop an online site called "Journey Mapping" for field operations specialists to document their visits and recommendations when conducting bi-weekly visits to PLC sites. We also completed development of a "Quality and Assurance" assessment process that third-year sites will undergo in the 06-07 school year.

Besides tightening up our internal operations, CIS of Georgia also facilitated over 30 visits and tours conducted with educators from across the nation (FL, NC, NV, PA, VA, WA), as well as a variety of business leaders, government officials and higher education faculty, including the following:

- Senator George Hooks, Representatives Terry England, Bob Smith, Jane Kidd and Mike Cheokas; Michael Hanes - President Georgia Southwestern State University, George Peagler - Superior Court Judge, Dan Bibler - Assistant District Attorney; Dr. Tom Wilkerson - President-Bainbridge College
- Poplar Foundation, Zeist Foundation, Gates Foundation, Community Foundation of Central Georgia, Luther & Susie Harrison Foundation
- Wal-Mart, BB&T, SunTrust, WXIA-TV

In addition, we hosted a "PLC Year in Review" for superintendents and academic coordinators, an annual event to discuss and distribute mid-year evaluation reports, and shared the PLC model at the 2007 Effective Strategies Institute on Dropout Prevention in Clearwater, Florida, which was sponsored by the National Dropout Prevention Center/Network.

### Student Transition and Tracking

The Student Transition and Tracking Division took the Charting for Success (CFS) manual developed last year to assist students in strategically mapping out a plan to achieve their personal, academic, and career goals in order to make a successful transition from high school, and began transferring that information into an online form. The new CFS process was implemented for the 06-07 school year and also features innovative ideas to make it a more useful educational tool for the PLC students.

In addition, two Charting for Success Luncheons were conducted to introduce CFS, promote college awareness, and expose PLC students four-year universities/colleges, tech schools and community colleges surrounding their counties. These events also created networking opportunities to better prepare the Student Transition and Tracking Division to assist students with their educational needs through partnerships.

Through the creation of the new CFS advisory lessons the PLC student transition process has been elevated to the next level. The belief is all PLC students should be college ready before graduating high school.

The CFS advisory lessons are grade appropriate with the main purpose of providing PLC students with the process to develop high school to college transition plans. Module 101 is for 9<sup>th</sup> and 10<sup>th</sup> grade students with a focus on awareness and preparation. Module 102 is for 11<sup>th</sup> and 12<sup>th</sup> grade students with a focus on planning, implementation, and connection.

The advisory lessons will enhance the productivity of advisory time. Each lesson provides the advisor with lesson implementation logistics, learning objectives, content, activities, materials, handouts, discussion questions and additional resources. As PLC students complete each lesson they are simultaneously building their transition plans and portfolio.

During the 2007-08 school the student transition division will provide direct service to identified caseloads of students at select PLC sites. Two Student Transition Specialists

and a College Coach are working inside PLCs to provide additional support needed to assist students in becoming college ready.

The Student Transition Specialists and College Coach will conduct regular site visits facilitating workshops and meeting individually with students and parents to assist in making PLC students' college ready. STS and CC must build healthy relationships with students, parents, and PLC staff. By researching and providing supportive follow up information, college knowledge, and feedback via telephone, letter, email, text message, or home visit to each individual transition plan, STS and CC are personally connected to each student.

Student Transition Specialist and College Coach must follow (track) students on their caseload to ensure they not only apply but enroll and attend identified post secondary institution.

### **HIGH SCHOOL GRADUATION COACH PROGRAM 2006-07 CIS of Georgia Support Summary**

Program Design and Development, CIS of Georgia has:

- Collaborated with the Governor's Office and the Department of Education to develop and create overall design of the HSGC program, including overall vision and structure; training needs and implementation; reporting and monitoring structure; assessment and planning; caseload and target populations; database development; infrastructure; staff development; and service delivery.
- Developed training modules based on existing materials, including PLC, as well as designed and created multiple trainings specifically for the HSGC program.
- Utilized all 40 CIS of Georgia staff and several local affiliates to conceptualize and develop program and training.
- Developed, compiled, printed and assembled over 400, 300+ page training manuals to be distributed to Graduation Coaches and supporting staff.
- Hired 3 full-time professional staff to coordinate and support the HSGC efforts: program coordinator (M.Ed. and J.D.); evaluation specialist (M.P.H.); and program assistant (B.A.)

Training and Support, CIS has:

- Developed and delivered seven full days of training to the HSGCs, including a full 3-day opening conference in August (400+ attendees), a 2-day make-up training in September (85+ attendees), and one-day trainings in October (400+ attendees) and February (350+ attendees with an additional make-up training due to weather conducted for 30 coaches).
- Coordinated all training events from venue selection, logistics and registration to developing agenda and coordinating trainers.
- Designed and developed multiple training modules and coach panels for HSGCs.
- Provided ongoing support to HSGCs via conference calls, RESA meetings, school districts, coach meetings, focus groups, email and telephone support with coaches.
- Compiled promising practices from coaches, including tutoring, mentoring, credit recovery, and transition programs.

- Developed 2 HSGC newsletters (Fall and Spring) with updates, highlights, and resources.
- Worked with business and community organizations to develop HSGC resources and develop the "Community Coach" concept, linking a business volunteer with each coach.

#### Reporting, Evaluation, and Data Management, CIS has:

- Collaborated in design and development of HSGC workplan and nine 20-day reports consisting of assessment, service strategies, strategy progress, and support needs.
- Designed and built a database to manage individual and aggregate statewide data from 370 coaches, including coach directories and training and experience levels.
- Provided ongoing aggregate reports, program assessment/evaluation, strategy progress reports, individual coach reports, support needs and compiled other requested data to DOE.
- Created online reporting, feedback and survey mechanisms.
- Developed and monitored five HSGC regional listservs providing consistent communication and a vehicle for sharing of strategies, support requests, and questions. Regionalized listservs assist in supporting school improvement regions and RESA consortium meetings.
- Conducted multiple conference calls to support HSGCs through each reporting period.
- Provided all forms, directories, trainings, promising practices, and other resources on CISGA.org website.

#### Design and Development for 2007-2008, including Middle School Graduation Coaches

- Collaborated with the Department of Education to develop and create overall design and concept of the Middle School Graduation Coach program from conception, including overall vision and structure; job description; training needs and implementation; staff development; and service delivery.
- Developed training modules based on existing materials and incorporating middle school specific trainings, including risk factors, case management, behavioral and attendance interventions.
- CIS of Georgia has taken on the role of providing support, structure and guidance for the statewide Community Coach program.
- Hired a Middle School Graduation Coach Coordinator and Community Engagement Specialist for 2007-2008.

581912923

07/01/2006 - 06/30/2007

Sorted: General - tax link

## Communities in School of Georgia, Inc. [32849]

## Depreciation Expense

Financial

07/01/2006 - 06/30/2007

8/16/2007  
2:05:03PM

System No.	S	Description	Date in Service	Method / Conv.	Life	Cost / Other Basis	Bus. / Inv. %	Sec. 179 / Bonus	Salvage / Basis Adj.	Beg. Accum. Depreciation	Current Depreciation	Total Depreciation
Other Depr #1 - Other Depreciation												
6		70 Network Cx	7/25/2002	SL / N/A	5,000	8,829.80	100.0000	0.00	0.00	6,916.68	1,765.96	8,682.64
7		72 Network Cx	7/25/2002	SL / N/A	5,000	9,082.08	100.0000	0.00	0.00	7,114.31	1,816.42	8,930.73
8		4 Personal Cx	8/22/2002	SL / N/A	5,000	855.96	100.0000	0.00	0.00	656.23	171.19	827.42
9		4 Credenza, C	8/29/2002	SL / N/A	5,000	160.49	100.0000	0.00	0.00	123.05	32.10	155.15
10		5 Black File Cx	8/29/2002	SL / N/A	5,000	267.49	100.0000	0.00	0.00	205.08	53.50	258.58
11		2 4DWR File C	8/29/2002	SL / N/A	5,000	259.98	100.0000	0.00	0.00	199.33	52.00	251.33
12		Board, Dry Era	9/26/2002	SL / N/A	5,000	410.84	100.0000	0.00	0.00	308.14	82.17	390.31
14		6 24x48 Foldir	1/2/2003	SL / N/A	5,000	671.85	100.0000	0.00	0.00	470.30	134.37	604.67
15		72" Black Boo	2/20/2003	SL / N/A	5,000	144.39	100.0000	0.00	0.00	96.27	28.88	125.15
16		Computer Sys	1/31/1997	SL / N/A	5,000	2,650.00	100.0000	0.00	0.00	2,650.00	0.00	2,650.00
17		Software	1/17/1997	SL / N/A	5,000	439.00	100.0000	0.00	0.00	439.00	0.00	439.00
18		Computers	2/11/1997	SL / N/A	5,000	2,198.90	100.0000	0.00	0.00	2,198.90	0.00	2,198.90
19		Computer Equ	2/27/1997	SL / N/A	5,000	246.98	100.0000	0.00	0.00	246.98	0.00	246.98
20		File Server	2/28/1997	SL / N/A	5,000	2,582.88	100.0000	0.00	0.00	2,582.88	0.00	2,582.88
21		Modems	5/1/1997	SL / N/A	5,000	341.85	100.0000	0.00	0.00	341.85	0.00	341.85
22		Printer	7/21/1996	SL / N/A	5,000	515.50	100.0000	0.00	0.00	515.50	0.00	515.50
23		Internet	9/11/1996	SL / N/A	5,000	317.52	100.0000	0.00	0.00	317.52	0.00	317.52
24		File cabinet	2/21/1997	SL / N/A	5,000	133.98	100.0000	0.00	0.00	133.98	0.00	133.98
26		Computer & M	11/13/1997	SL / N/A	5,000	3,529.00	100.0000	0.00	0.00	3,529.00	0.00	3,529.00
27		Printer	1/1/1998	SL / N/A	5,000	2,631.19	100.0000	0.00	0.00	2,631.19	0.00	2,631.19
28		Printer	2/26/1998	SL / N/A	5,000	427.96	100.0000	0.00	0.00	427.96	0.00	427.96
29		Color Scanner	2/26/1998	SL / N/A	5,000	267.49	100.0000	0.00	0.00	267.49	0.00	267.49
30		Printer	3/3/1998	SL / N/A	5,000	374.37	100.0000	0.00	0.00	374.37	0.00	374.37
31		Software	4/24/1998	SL / N/A	3,000	1,358.61	100.0000	0.00	0.00	1,358.61	0.00	1,358.61
32		Scanner	4/30/1998	SL / N/A	5,000	1,299.95	100.0000	0.00	0.00	1,299.95	0.00	1,299.95
33		Software	5/31/1998	SL / N/A	3,000	4,190.93	100.0000	0.00	0.00	4,190.93	0.00	4,190.93
34		Printer	5/31/1998	SL / N/A	5,000	476.47	100.0000	0.00	0.00	476.47	0.00	476.47
35		Software	6/3/1998	SL / N/A	3,000	5,124.00	100.0000	0.00	0.00	5,124.00	0.00	5,124.00
36		File Cabinet	10/30/1997	SL / N/A	5,000	681.46	100.0000	0.00	0.00	681.46	0.00	681.46
38		Shredder	1/15/1998	SL / N/A	5,000	223.89	100.0000	0.00	0.00	223.89	0.00	223.89
39		Dell computer	7/31/2002	SL / N/A	5,000	95,931.35	100.0000	0.00	0.00	75,146.22	19,186.27	94,332.49
40		Dell computer	8/8/2002	SL / N/A	5,000	40,000.00	100.0000	0.00	0.00	31,333.33	8,000.00	39,333.33
43		Wildier's Softw	8/12/1998	SL / N/A	3,000	2,445.00	100.0000	0.00	0.00	2,444.92	0.00	2,444.92
44		Wildier's Micro	8/27/1998	SL / N/A	3,000	169.00	100.0000	0.00	0.00	169.00	0.00	169.00
46		Epson Printers	8/31/1998	SL / N/A	5,000	3,364.76	100.0000	0.00	0.00	3,364.76	0.00	3,364.76
47		CD ROM Drive	9/30/1998	SL / N/A	5,000	216.70	100.0000	0.00	0.00	216.70	0.00	216.70
49		Cellular Phone	9/25/1998	SL / N/A	5,000	213.95	100.0000	0.00	0.00	213.95	0.00	213.95
50		ZIP Drive	10/9/1998	SL / N/A	5,000	156.45	100.0000	0.00	0.00	156.45	0.00	156.45
51		Canon Portabl	1/20/1999	SL / N/A	5,000	304.45	100.0000	0.00	0.00	304.45	0.00	304.45
52		HP722 Printer	1/27/1999	SL / N/A	5,000	267.47	100.0000	0.00	0.00	267.47	0.00	267.47
53		Lexmark Optic	3/3/1999	SL / N/A	5,000	2,421.00	100.0000	0.00	0.00	2,421.00	0.00	2,421.00
54		Microsoft Offic	6/4/1999	SL / N/A	3,000	246.09	100.0000	0.00	0.00	246.09	0.00	246.09



Communities In School of Georgia, Inc. [32849]  
**Depreciation Expense**  
Financial

8/16/2007  
2:05:03PM

07/01/2006 - 06/30/2007

System No.	S	Description	Date in Service	Method / Conv.	Life	Cost / Other Basis	Bus. / Inv. %	Sec. 179 / Bonus	Salvage / Basis Adj.	Beg. Accum. Depreciation	Current Depreciation	Total Depreciation
<b>Other Depr #1 - Other Depreciation</b>												
55		Office Furn (LL	10/13/1998	SL / N/A	5.0000	174.90	100.0000	0.00	0.00	174.90	0.00	174.90
56		Office Depot S	10/29/1998	SL / N/A	5.0000	311.36	100.0000	0.00	0.00	311.36	0.00	311.36
57		M. Street Furn	3/4/1999	SL / N/A	5.0000	723.37	100.0000	0.00	0.00	723.37	0.00	723.37
58		National Busin	4/15/1999	SL / N/A	5.0000	13,300.00	100.0000	0.00	0.00	13,300.00	0.00	13,300.00
59		National Busin	4/15/1999	SL / N/A	5.0000	13,192.50	100.0000	0.00	0.00	13,192.50	0.00	13,192.50
60		Fax Machine (	7/6/1998	SL / N/A	5.0000	246.09	100.0000	0.00	0.00	246.09	0.00	246.09
61		Lanier Copy M	3/4/1999	SL / N/A	5.0000	371.00	100.0000	0.00	0.00	371.00	0.00	371.00
63		Network Instal	8/31/2002	SL / N/A	5.0000	4,667.63	100.0000	0.00	0.00	3,578.53	933.53	4,512.06
66		Network Instal	8/31/2002	SL / N/A	5.0000	4,293.04	100.0000	0.00	0.00	3,291.34	858.61	4,149.95
71		Printer/Scanner	2/24/2000	SL / N/A	5.0000	864.00	100.0000	0.00	0.00	864.00	0.00	864.00
72		Computers-Jei	2/24/2000	SL / N/A	5.0000	3,705.00	100.0000	0.00	0.00	3,705.00	0.00	3,705.00
73		Copier - Jenkir	2/24/2000	SL / N/A	5.0000	7,335.55	100.0000	0.00	0.00	7,335.55	0.00	7,335.55
74		Computers-St	2/24/2000	SL / N/A	5.0000	7,773.45	100.0000	0.00	0.00	7,773.45	0.00	7,773.45
75		Copier - Albany	3/2/2000	SL / N/A	5.0000	8,000.00	100.0000	0.00	0.00	8,000.00	0.00	8,000.00
76		Computers - A	3/9/2000	SL / N/A	5.0000	5,074.98	100.0000	0.00	0.00	5,074.98	0.00	5,074.98
77		Telephone Sys	3/23/2000	SL / N/A	5.0000	4,000.00	100.0000	0.00	0.00	4,000.00	0.00	4,000.00
78		Computer Tax	3/31/2000	SL / N/A	3.0000	181.15	100.0000	0.00	0.00	181.15	0.00	181.15
79		Fax - Augusta	3/31/2000	SL / N/A	5.0000	129.97	100.0000	0.00	0.00	129.97	0.00	129.97
80		SSC139 - Augi	3/31/2000	SL / N/A	5.0000	169.96	100.0000	0.00	0.00	169.96	0.00	169.96
81		Printer - Augu	3/31/2000	SL / N/A	5.0000	97.98	100.0000	0.00	0.00	97.98	0.00	97.98
82		Computer - Au	3/31/2000	SL / N/A	5.0000	1,599.98	100.0000	0.00	0.00	1,599.98	0.00	1,599.98
83		Printer/Networ	4/14/2000	SL / N/A	5.0000	13,148.00	100.0000	0.00	0.00	13,148.00	0.00	13,148.00
84		Laptop Winbco	4/14/2000	SL / N/A	5.0000	2,244.00	100.0000	0.00	0.00	2,244.00	0.00	2,244.00
85		Monitors (IBM)	4/20/2000	SL / N/A	5.0000	1,449.81	100.0000	0.00	0.00	1,449.81	0.00	1,449.81
86		Laptop-Thinkp	4/27/2000	SL / N/A	5.0000	1,611.43	100.0000	0.00	0.00	1,611.43	0.00	1,611.43
87		TV/CR (2) - A	5/11/2000	SL / N/A	5.0000	399.92	100.0000	0.00	0.00	399.92	0.00	399.92
88		Processors - A	5/31/2000	SL / N/A	5.0000	4,520.00	100.0000	0.00	0.00	4,520.00	0.00	4,520.00
89		TV/CR- State	6/1/2000	SL / N/A	5.0000	192.23	100.0000	0.00	0.00	192.23	0.00	192.23
90		Etop 96 port C	8/31/2002	SL / N/A	5.0000	206.02	100.0000	0.00	0.00	167.93	41.20	199.13
91		Cubicle - Atlan	1/31/2000	SL / N/A	5.0000	1,160.00	100.0000	0.00	0.00	1,160.00	0.00	1,160.00
92		Flint Office Fur	3/2/2000	SL / N/A	5.0000	3,140.29	100.0000	0.00	0.00	3,140.29	0.00	3,140.29
93		Flint office fur	3/16/2000	SL / N/A	5.0000	2,146.42	100.0000	0.00	0.00	2,146.42	0.00	2,146.42
94		File Cabinet -	3/31/2000	SL / N/A	5.0000	99.97	100.0000	0.00	0.00	99.97	0.00	99.97
95		Chairs - Augus	3/31/2000	SL / N/A	5.0000	199.90	100.0000	0.00	0.00	199.90	0.00	199.90
96		Task Chair - Ai	3/31/2000	SL / N/A	5.0000	39.98	100.0000	0.00	0.00	39.98	0.00	39.98
97		5 Shelf Bookca	6/1/2000	SL / N/A	5.0000	138.83	100.0000	0.00	0.00	138.83	0.00	138.83
98		4 Drawer File C	6/1/2000	SL / N/A	5.0000	133.49	100.0000	0.00	0.00	133.49	0.00	133.49
99		5 Shelf Bookca	6/1/2000	SL / N/A	5.0000	278.18	100.0000	0.00	0.00	278.18	0.00	278.18
100		4 Drawer File C	6/1/2000	SL / N/A	5.0000	133.74	100.0000	0.00	0.00	133.74	0.00	133.74
101		2 Chairs - man	6/1/2000	SL / N/A	5.0000	342.38	100.0000	0.00	0.00	342.38	0.00	342.38
102		Pocket Organi	7/31/1999	SL / N/A	5.0000	534.99	100.0000	0.00	0.00	534.99	0.00	534.99
103		SPSS 9.0 Soft	8/5/1999	SL / N/A	3.0000	1,811.00	100.0000	0.00	0.00	1,811.00	0.00	1,811.00

581912923

07/01/2006 - 06/30/2007

Sorted: General - tax link

## Communities in School of Georgia, Inc. [32849]

## Depreciation Expense

Financial

07/01/2006 - 06/30/2007

8/16/2007  
2:05:03PM

System No.	S	Description	Date In Service	Method / Conv.	Life	Cost / Other Basis	Bus./ Inv. %	Sec. 179/ Bonus	Salvage/ Basis Adj.	Beg. Accum. Depreciation	Current Depreciation	Total Depreciation
Other Depr #1 - Other Depreciation												
104		Zip Drive (Corr)	8/11/1999	SL / N/A	5.0000	104.99	100.0000	0.00	0.00	104.99	0.00	104.99
105		CMPO Laptop	8/19/1999	SL / N/A	5.0000	1,750.00	100.0000	0.00	0.00	1,750.00	0.00	1,750.00
106		MS Win98 Se	8/26/1999	SL / N/A	3.0000	406.58	100.0000	0.00	0.00	406.58	0.00	406.58
107		XL K62400 12	9/2/1999	SL / N/A	5.0000	1,943.00	100.0000	0.00	0.00	1,943.00	0.00	1,943.00
108		Patch panel	8/31/2002	SL / N/A	5.0000	196.85	100.0000	0.00	0.00	150.92	39.37	190.29
109		Netsoftware M	12/22/1999	SL / N/A	3.0000	1,555.04	100.0000	0.00	0.00	1,555.04	0.00	1,555.04
110		78 Desktop Ml	8/31/2002	SL / N/A	5.0000	1,391.52	100.0000	0.00	0.00	1,066.82	278.30	1,345.12
111		TV / VCR / Vac	2/17/2000	SL / N/A	5.0000	331.97	100.0000	0.00	0.00	331.97	0.00	331.97
112		Printers - Office	4/30/2000	SL / N/A	5.0000	651.38	100.0000	0.00	0.00	651.38	0.00	651.38
113		HP Deskjet 61	8/31/2002	SL / N/A	5.0000	1,540.52	100.0000	0.00	0.00	1,181.05	308.10	1,489.15
114		Computer (Wlr	5/31/2000	SL / N/A	5.0000	2,129.00	100.0000	0.00	0.00	2,129.00	0.00	2,129.00
115		Printer/FAX Ct	6/30/2000	SL / N/A	5.0000	316.78	100.0000	0.00	0.00	316.78	0.00	316.78
116		Bookcase	1/4/1999	SL / N/A	5.0000	190.00	100.0000	0.00	0.00	190.00	0.00	190.00
117		Canon Camer	8/31/2002	SL / N/A	5.0000	634.94	100.0000	0.00	0.00	486.79	126.99	613.78
118		Office Furnitur	1/27/2000	SL / N/A	5.0000	1,616.70	100.0000	0.00	0.00	1,616.70	0.00	1,616.70
119		Cubicles - Stat	2/3/2000	SL / N/A	5.0000	23,769.24	100.0000	0.00	0.00	23,769.24	0.00	23,769.24
120		National Busin	2/17/2000	SL / N/A	5.0000	751.12	100.0000	0.00	0.00	751.12	0.00	751.12
121		2 File Cabinet	2/17/2000	SL / N/A	5.0000	449.27	100.0000	0.00	0.00	449.27	0.00	449.27
122		Furniture - Cor	3/9/2000	SL / N/A	5.0000	2,449.65	100.0000	0.00	0.00	2,449.65	0.00	2,449.65
123		Canon Camer	8/31/2002	SL / N/A	5.0000	263.94	100.0000	0.00	0.00	202.36	52.79	255.15
124		Marker Board	3/30/2000	SL / N/A	5.0000	347.27	100.0000	0.00	0.00	347.27	0.00	347.27
125		National Busin	4/20/2000	SL / N/A	5.0000	5,515.53	100.0000	0.00	0.00	5,515.53	0.00	5,515.53
126		Tables	4/30/2000	SL / N/A	5.0000	264.18	100.0000	0.00	0.00	264.18	0.00	264.18
127		8 Chairs	6/1/2000	SL / N/A	5.0000	342.32	100.0000	0.00	0.00	342.32	0.00	342.32
128		Printer Stand	6/1/2000	SL / N/A	5.0000	192.59	100.0000	0.00	0.00	192.59	0.00	192.59
129		Bookcase	6/1/2000	SL / N/A	5.0000	106.99	100.0000	0.00	0.00	106.99	0.00	106.99
130		2 Armchairs	6/1/2000	SL / N/A	5.0000	128.38	100.0000	0.00	0.00	128.38	0.00	128.38
132		12 Flint Chairs	8/1/2000	SL / N/A	5.0000	625.95	100.0000	0.00	0.00	625.95	0.00	625.95
133		Rex Refrigerat	8/1/2000	SL / N/A	5.0000	414.13	100.0000	0.00	0.00	414.13	0.00	414.13
134		Storage Chair	11/1/2000	SL / N/A	5.0000	106.48	100.0000	0.00	0.00	106.48	0.00	106.48
135		Meeting Room	11/1/2000	SL / N/A	5.0000	130.00	100.0000	0.00	0.00	130.00	0.00	130.00
136		4 Chairs & Des	11/2/2000	SL / N/A	5.0000	1,353.91	100.0000	0.00	0.00	1,353.91	0.00	1,353.91
137		AV Cart w/Ele	8/17/2000	SL / N/A	5.0000	226.99	100.0000	0.00	0.00	226.99	0.00	226.99
138		36" Lateral Fil	11/9/2000	SL / N/A	5.0000	477.37	100.0000	0.00	0.00	477.37	0.00	477.37
139		Blue Task Cha	2/9/2001	SL / N/A	5.0000	155.15	100.0000	0.00	0.00	155.15	0.00	155.15
140		Filing Cabinet	3/1/2001	SL / N/A	5.0000	233.18	100.0000	0.00	0.00	233.18	0.00	233.18
141		4 DR Legal Fil	5/10/2001	SL / N/A	5.0000	166.92	100.0000	0.00	0.00	166.92	0.00	166.92
142		Book Case	6/28/2001	SL / N/A	5.0000	1,014.90	100.0000	0.00	0.00	1,014.90	0.00	1,014.90
143		Stylus Color 8i	11/9/2000	SL / N/A	5.0000	162.62	100.0000	0.00	0.00	162.62	0.00	162.62
144		Cellular Phone	9/1/2000	SL / N/A	5.0000	136.49	100.0000	0.00	0.00	136.49	0.00	136.49
145		Scantiron Equi	8/10/2000	SL / N/A	5.0000	6,022.00	100.0000	0.00	0.00	6,022.00	0.00	6,022.00
146		Overhead Proj	9/1/2000	SL / N/A	5.0000	152.47	100.0000	0.00	0.00	152.47	0.00	152.47

# Depreciation Expense

Financial

07/01/2006 - 06/30/2007

System No.	S	Description	Date In Service	Method / Conv.	Life	Cost / Other Basis	Bus. / Inv. %	Sec. 179 / Bonus	Salvage / Basis Adj.	Beg. Accum. Depreciation	Current Depreciation	Total Depreciation
<b>Other Depr #1: Other Depreciation</b>												
147		Screen Tripod	9/1/2000	SL / N/A	5.0000	138.66	100.0000	0.00	0.00	138.66	0.00	138.66
148		HP Printer	9/7/2000	SL / N/A	5.0000	320.99	100.0000	0.00	0.00	320.99	0.00	320.99
149		US Robotics 5	9/7/2000	SL / N/A	5.0000	105.92	100.0000	0.00	0.00	105.92	0.00	105.92
150		Powerware 31	8/17/2000	SL / N/A	5.0000	185.62	100.0000	0.00	0.00	185.62	0.00	185.62
151		SuperScript 1+	10/5/2000	SL / N/A	5.0000	358.57	100.0000	0.00	0.00	358.57	0.00	358.57
152		Global VII. 56K	10/12/2000	SL / N/A	5.0000	80.00	100.0000	0.00	0.00	80.00	0.00	80.00
153		Deskjet 960C I	11/9/2000	SL / N/A	5.0000	173.95	100.0000	0.00	0.00	173.95	0.00	173.95
154		30+ LCD Proje	11/9/2000	SL / N/A	5.0000	1,549.95	100.0000	0.00	0.00	1,549.95	0.00	1,549.95
155		Winbook SI 56	11/9/2000	SL / N/A	5.0000	1,385.00	100.0000	0.00	0.00	1,385.00	0.00	1,385.00
156		Lexmark Printi	1/11/2001	SL / N/A	5.0000	213.99	100.0000	0.00	0.00	213.99	0.00	213.99
157		HP Deskjet 95	2/8/2001	SL / N/A	5.0000	251.90	100.0000	0.00	0.00	251.90	0.00	251.90
158		HP Deskjet 95	2/8/2001	SL / N/A	5.0000	419.95	100.0000	0.00	0.00	419.95	0.00	419.95
160		Infoprint 12 Pr	3/8/2001	SL / N/A	5.0000	541.68	100.0000	0.00	0.00	541.68	0.00	541.68
162		Fax Machine	5/10/2001	SL / N/A	5.0000	150.40	100.0000	0.00	0.00	150.40	0.00	150.40
163		10/432X HP C	6/1/2001	SL / N/A	5.0000	266.43	100.0000	0.00	0.00	266.43	0.00	266.43
164		Palm Computi	2/8/2001	SL / N/A	5.0000	266.43	100.0000	0.00	0.00	266.43	0.00	266.43
165		Palm Computi	2/8/2001	SL / N/A	5.0000	400.99	100.0000	0.00	0.00	400.99	0.00	400.99
166		CTX Celeron 3	6/28/2001	SL / N/A	5.0000	427.99	100.0000	0.00	0.00	427.99	0.00	427.99
167		Palm Computi	2/8/2001	SL / N/A	5.0000	2,795.40	100.0000	0.00	0.00	2,795.40	0.00	2,795.40
168		Scantron Soft	8/10/2000	SL / N/A	3.0000	229.00	100.0000	0.00	0.00	229.00	0.00	229.00
169		Adobe Acroba	10/12/2000	SL / N/A	3.0000	1,498.45	100.0000	0.00	0.00	1,498.45	0.00	1,498.45
170		Wildt's Softw	12/14/2000	SL / N/A	3.0000	606.98	100.0000	0.00	0.00	606.98	0.00	606.98
171		Photo Art Soft	6/1/2001	SL / N/A	3.0000	363.78	100.0000	0.00	0.00	363.78	0.00	363.78
172		4.0 cu Refriger	12/14/2000	SL / N/A	5.0000	149.71	100.0000	0.00	0.00	149.71	0.00	149.71
173		VRN Coffee, 2	4/1/2001	SL / N/A	5.0000	1,594.40	100.0000	0.00	0.00	1,594.40	0.00	1,594.40
174		LCD Projector	11/1/2000	SL / N/A	5.0000	1,385.00	100.0000	0.00	0.00	1,385.00	0.00	1,385.00
175		Winbook SI La	11/1/2000	SL / N/A	5.0000	657.95	100.0000	0.00	0.00	657.95	0.00	657.95
176		Camcorder	11/1/2000	SL / N/A	5.0000	848.43	100.0000	0.00	0.00	848.43	0.00	848.43
177		IBM Direct Wo	11/1/2000	SL / N/A	5.0000	705.77	100.0000	0.00	0.00	705.77	0.00	705.77
178		IBM Direct AC	11/1/2000	SL / N/A	5.0000	256.76	100.0000	0.00	0.00	256.76	0.00	256.76
179		IBM Educator	11/1/2000	SL / N/A	5.0000	260.98	100.0000	0.00	0.00	260.98	0.00	260.98
180		IBM Astra 210	11/1/2000	SL / N/A	5.0000	1,385.00	100.0000	0.00	0.00	1,385.00	0.00	1,385.00
181		Winbook SI La	11/2/2000	SL / N/A	5.0000	2,820.52	100.0000	0.00	0.00	2,820.52	0.00	2,820.52
182		IBM Aptiva 30	2/1/2001	SL / N/A	5.0000	1,273.26	100.0000	0.00	0.00	1,273.26	0.00	1,273.26
183		Sony DCRTRV	4/1/2001	SL / N/A	5.0000	199.99	100.0000	0.00	0.00	199.99	0.00	199.99
184		13" TV/CR/FI	11/1/2000	SL / N/A	5.0000	414.00	100.0000	0.00	0.00	414.00	0.00	414.00
185		Winbook Com	11/1/2000	SL / N/A	5.0000	3,732.00	100.0000	0.00	0.00	3,732.00	0.00	3,732.00
186		Winbook Com	11/1/2000	SL / N/A	5.0000	1,110.00	100.0000	0.00	0.00	1,110.00	0.00	1,110.00
187		IBM Computer	8/1/2000	SL / N/A	5.0000	848.43	100.0000	0.00	0.00	848.43	0.00	848.43
188		IBM Direct Wo	11/1/2000	SL / N/A	5.0000	705.77	100.0000	0.00	0.00	705.77	0.00	705.77
189		IBM Direct AC	11/1/2000	SL / N/A	5.0000	256.76	100.0000	0.00	0.00	256.76	0.00	256.76
190		Educational St	11/1/2000	SL / N/A	3.0000							

Communities in School of Georgia, Inc. [32849]  
**Depreciation Expense**  
Financial

8/16/2007  
2:05:03PM

07/01/2006 - 06/30/2007

System No.	S	Description	Date In Service	Method / Conv.	Life	Cost / Other Basis	Bus. / Inv. %	Sec. 179 Bonus	Salvage/ Basis Adj.	Beg. Accum. Depreciation	Current Depreciation	Total Depreciation
<b>Other Dep #1 - Other Depreciation</b>												
191		Astra 2100U L	11/1/2000	SL / N/A	5.0000	260.98	100.0000	0.00	0.00	260.98	0.00	260.98
192		IBM Celeron 6	11/1/2000	SL / N/A	5.0000	2,820.52	100.0000	0.00	0.00	2,820.52	0.00	2,820.52
194		Wall-mount en	8/31/2002	SL / N/A	5.0000	602.21	100.0000	0.00	0.00	461.69	120.44	582.13
195		TV/VCR Comb	4/1/2001	SL / N/A	5.0000	216.49	100.0000	0.00	0.00	216.49	0.00	216.49
196		Phone, 2 line	12/14/2000	SL / N/A	5.0000	107.05	100.0000	0.00	0.00	107.05	0.00	107.05
197		2 Drawer file c	12/14/2000	SL / N/A	5.0000	159.96	100.0000	0.00	0.00	159.96	0.00	159.96
198		4 Shelf Bookc	12/14/2000	SL / N/A	5.0000	99.98	100.0000	0.00	0.00	99.98	0.00	99.98
199		Burgundy love	12/14/2000	SL / N/A	5.0000	350.65	100.0000	0.00	0.00	350.65	0.00	350.65
200		1 30x66 RT SX	4/1/2001	SL / N/A	5.0000	819.64	100.0000	0.00	0.00	819.64	0.00	819.64
201		Storage W/file	4/1/2001	SL / N/A	5.0000	303.57	100.0000	0.00	0.00	303.57	0.00	303.57
202		Hon ABC Bool	4/1/2001	SL / N/A	5.0000	132.85	100.0000	0.00	0.00	132.85	0.00	132.85
203		2 Drawer Later	4/1/2001	SL / N/A	5.0000	268.57	100.0000	0.00	0.00	268.57	0.00	268.57
204		HP Deskjet 84	11/1/2000	SL / N/A	5.0000	436.89	100.0000	0.00	0.00	436.89	0.00	436.89
207		IBM donated C	5/19/2000	SL / N/A	5.0000	10,730.00	100.0000	0.00	0.00	10,730.00	0.00	10,730.00
208		BackPack Ext	11/16/2000	SL / N/A	5.0000	335.98	100.0000	0.00	0.00	335.98	0.00	335.98
209		Printer	3/31/2001	SL / N/A	5.0000	199.99	100.0000	0.00	0.00	199.99	0.00	199.99
210		Telephone	3/31/2001	SL / N/A	5.0000	149.99	100.0000	0.00	0.00	149.99	0.00	149.99
211		Zenith TV/VCF	4/30/2001	SL / N/A	5.0000	200.00	100.0000	0.00	0.00	200.00	0.00	200.00
212		HP Laptop Co	6/28/2001	SL / N/A	5.0000	1,299.99	100.0000	0.00	0.00	1,299.99	0.00	1,299.99
213		HP Laptop Co	6/28/2001	SL / N/A	5.0000	1,169.99	100.0000	0.00	0.00	1,169.99	0.00	1,169.99
214		HP Printer	6/28/2001	SL / N/A	5.0000	299.99	100.0000	0.00	0.00	299.99	0.00	299.99
216		MS Office XP	6/28/2001	SL / N/A	3.0000	479.00	100.0000	0.00	0.00	479.00	0.00	479.00
217		Chairs	5/15/2001	SL / N/A	5.0000	209.72	100.0000	0.00	0.00	209.72	0.00	209.72
218		Rebate relatec	10/1/2000	SL / N/A	5.0000	-478.29	100.0000	0.00	0.00	-478.29	0.00	-478.29
219		Rebate relatec	10/1/2000	SL / N/A	5.0000	-339.20	100.0000	0.00	0.00	-339.20	0.00	-339.20
220		Renovations -	5/19/2002	SL / N/A	5.0000	219.75	100.0000	0.00	0.00	183.13	36.62	219.75
221		Love Seat	9/3/2001	SL / N/A	5.0000	513.85	100.0000	0.00	0.00	496.72	17.13	513.85
222		End Table	9/30/2001	SL / N/A	5.0000	163.99	100.0000	0.00	0.00	158.53	5.46	163.99
223		Fabric Protect	9/30/2001	SL / N/A	5.0000	54.66	100.0000	0.00	0.00	52.83	1.83	54.66
224		Pinapple table	9/30/2001	SL / N/A	5.0000	87.45	100.0000	0.00	0.00	84.54	2.91	87.45
225		22x48 Utility T	9/30/2001	SL / N/A	5.0000	324.90	100.0000	0.00	0.00	314.07	10.83	324.90
226		Solid Oak Coa	9/30/2001	SL / N/A	5.0000	123.03	100.0000	0.00	0.00	118.95	4.08	123.03
227		60" Hon Bookc	9/30/2001	SL / N/A	5.0000	159.68	100.0000	0.00	0.00	154.37	5.31	159.68
228		Office Panels	9/30/2001	SL / N/A	5.0000	712.20	100.0000	0.00	0.00	688.46	23.74	712.20
229		Office Panels	9/30/2001	SL / N/A	5.0000	1,159.70	100.0000	0.00	0.00	1,121.04	38.66	1,159.70
230		Furniture and I	9/30/2001	SL / N/A	5.0000	1,474.94	100.0000	0.00	0.00	1,425.78	49.16	1,474.94
231		48" Round Cor	10/31/2001	SL / N/A	5.0000	260.46	100.0000	0.00	0.00	247.43	13.03	260.46
232		42" Conf. Tabl	10/3/2001	SL / N/A	5.0000	397.51	100.0000	0.00	0.00	377.63	19.88	397.51
233		30" Lateral 2 D	11/29/2001	SL / N/A	5.0000	250.64	100.0000	0.00	0.00	233.94	16.70	250.64
234		Conference Rc	4/1/2002	SL / N/A	5.0000	635.00	100.0000	0.00	0.00	539.75	95.25	635.00
235		Computer Des	6/27/2002	SL / N/A	5.0000	207.00	100.0000	0.00	0.00	189.05	37.95	207.00
237		Equipment	7/31/2001	SL / N/A	5.0000	725.95	100.0000	0.00	0.00	725.95	0.00	725.95

581912923

Communities in School of Georgia, Inc. [32849]

8/16/2007  
2:05:03PM

07/01/2006 - 06/30/2007

**Depreciation Expense**

Sorted: General - tax link

Financial

07/01/2006 - 06/30/2007

System No.	S	Description	Date In Service	Method / Conv.	Life	Cost / Other Basis	Bus. / Inv. %	Sec. 179 / Bonus	Salvage / Basis Adj.	Beg. Accum. Depreciation	Current Depreciation	Total Depreciation
<b>Other Dep't #1 - Other Depreciation</b>												
238		Network Card	8/31/2001	SL / N/A	5.0000	129.75	100.0000	0.00	0.00	127.59	2.16	129.75
239		Computer Mon	8/24/2001	SL / N/A	5.0000	939.00	100.0000	0.00	0.00	923.35	15.65	939.00
240		Phillips TV/VCR	9/30/2001	SL / N/A	5.0000	219.86	100.0000	0.00	0.00	212.52	7.34	219.86
241		Computer/Mon	9/30/2001	SL / N/A	5.0000	1,106.00	100.0000	0.00	0.00	1,069.13	36.87	1,106.00
242		Gateway Solo	9/30/2001	SL / N/A	5.0000	2,017.37	100.0000	0.00	0.00	1,950.11	67.26	2,017.37
243		Gateway Solo	9/30/2001	SL / N/A	5.0000	2,017.36	100.0000	0.00	0.00	1,950.11	67.25	2,017.36
244		Fax Machine	9/30/2001	SL / N/A	5.0000	213.90	100.0000	0.00	0.00	206.77	7.13	213.90
245		AT&T Phone/A	9/30/2001	SL / N/A	5.0000	199.99	100.0000	0.00	0.00	193.33	6.66	199.99
246		Big Screen TV	9/30/2001	SL / N/A	5.0000	2,022.26	100.0000	0.00	0.00	1,954.84	67.42	2,022.26
247		TV Amoire (2)	9/30/2001	SL / N/A	5.0000	569.00	100.0000	0.00	0.00	550.03	18.97	569.00
248		32x110x40x P	3/30/2002	SL / N/A	5.0000	107.11	100.0000	0.00	0.00	92.82	14.29	107.11
249		IOmega Zip 1	3/30/2002	SL / N/A	5.0000	64.26	100.0000	0.00	0.00	55.68	8.58	64.26
250		Kodak 3.3 Pixr	3/30/2002	SL / N/A	5.0000	417.76	100.0000	0.00	0.00	362.05	55.71	417.76
251		HP Deskjet Pri	9/12/2001	SL / N/A	5.0000	155.30	100.0000	0.00	0.00	150.12	5.18	155.30
252		HP Laser Jet 1	10/31/2001	SL / N/A	5.0000	486.02	100.0000	0.00	0.00	461.70	24.32	486.02
253		Palmpoint Keyt	12/6/2001	SL / N/A	5.0000	106.95	100.0000	0.00	0.00	98.04	8.91	106.95
254		OKIDATA C94	12/31/2001	SL / N/A	5.0000	6,110.52	100.0000	0.00	0.00	5,601.29	509.23	6,110.52
255		Dell Laptop	4/30/2002	SL / N/A	5.0000	885.96	100.0000	0.00	0.00	753.06	132.90	885.96
256		Dell 4400 Serit	4/30/2002	SL / N/A	5.0000	1,674.55	100.0000	0.00	0.00	1,423.37	251.18	1,674.55
257		Cellular Phone	12/3/2001	SL / N/A	5.0000	136.49	100.0000	0.00	0.00	125.12	11.37	136.49
258		Cellular Phone	12/31/2001	SL / N/A	5.0000	136.49	100.0000	0.00	0.00	125.12	11.37	136.49
259		Dell Dim. 450C	6/30/2002	SL / N/A	5.0000	2,468.49	100.0000	0.00	0.00	2,015.94	452.55	2,468.49
260		IBM Computer	6/30/2002	SL / N/A	5.0000	50,082.33	100.0000	0.00	0.00	40,900.58	9,181.75	50,082.33
261		Adobe Softwa	10/18/2001	SL / N/A	3.0000	240.98	100.0000	0.00	0.00	240.98	0.00	240.98
262		MSFT Office 2	12/6/2001	SL / N/A	3.0000	262.44	100.0000	0.00	0.00	262.44	0.00	262.44
263		Norton Antivir	12/6/2001	SL / N/A	3.0000	54.55	100.0000	0.00	0.00	54.55	0.00	54.55
264		MACLINKPLU	12/6/2001	SL / N/A	3.0000	85.00	100.0000	0.00	0.00	85.00	0.00	85.00
265		PostCast Ema	3/31/2002	SL / N/A	3.0000	183.19	100.0000	0.00	0.00	183.19	0.00	183.19
266		Adobe Acroba	3/31/2002	SL / N/A	3.0000	407.90	100.0000	0.00	0.00	407.90	0.00	407.90
267		FRx Desktop S	4/30/2002	SL / N/A	3.0000	1,195.00	100.0000	0.00	0.00	1,195.00	0.00	1,195.00
268		Windows 2000	4/30/2002	SL / N/A	3.0000	260.00	100.0000	0.00	0.00	260.00	0.00	260.00
269		Verbal Advant	5/23/2002	SL / N/A	3.0000	293.90	100.0000	0.00	0.00	293.90	0.00	293.90
270		Microsoft Fron	6/30/2002	SL / N/A	3.0000	306.89	100.0000	0.00	0.00	306.89	0.00	306.89
271		3M 2000 Portz	2/14/2002	SL / N/A	5.0000	267.49	100.0000	0.00	0.00	236.29	31.20	267.49
272		PC 133 Syster	5/21/2002	SL / N/A	5.0000	571.13	100.0000	0.00	0.00	475.96	95.17	571.13
273		Sony VPL CS4	5/23/2002	SL / N/A	5.0000	1,926.25	100.0000	0.00	0.00	1,605.21	321.04	1,926.25
274		HP L3550H On	5/23/2002	SL / N/A	5.0000	172.39	100.0000	0.00	0.00	143.67	28.72	172.39
275		Sony Mavica E	5/23/2002	SL / N/A	5.0000	365.12	100.0000	0.00	0.00	304.25	60.87	365.12
276		Lacie 16x CDF	5/23/2002	SL / N/A	5.0000	172.39	100.0000	0.00	0.00	143.67	28.72	172.39
277		QPS CD-RW Ir	5/23/2002	SL / N/A	5.0000	101.38	100.0000	0.00	0.00	84.50	16.88	101.38
278		Microsoft Visic	6/30/2002	SL / N/A	3.0000	173.12	100.0000	0.00	0.00	173.12	0.00	173.12
279		Microsoft Offic	6/30/2002	SL / N/A	3.0000	481.00	100.0000	0.00	0.00	481.00	0.00	481.00

581912923

07/01/2006 - 06/30/2007

Sorted: General - tax link

Communities in School of Georgia, Inc. [32849]

## Depreciation Expense

Financial

07/01/2006 - 06/30/2007

8/16/2007  
2:05:03PM

System No.	S	Description	Date In Service	Method / Conv.	Life	Cost / Basis	Bus. / Inv. %	Sec. 179 / Bonus	Salvage / Basis Adj.	Beg. Accum. Depreciation	Current Depreciation	Total Depreciation
<b>Other Depr #1 - Other Depreciation</b>												
280		EtherFast 8 Pc	8/31/2002	SL / N/A	5.0000	132.42	100.0000	0.00	0.00	101.51	26.48	127.99
281		Dell computer	8/31/2002	SL / N/A	5.0000	551.59	100.0000	0.00	0.00	422.89	110.32	533.21
282		Dell E77 IP 17	8/31/2002	SL / N/A	5.0000	243.96	100.0000	0.00	0.00	187.03	48.79	235.82
283		Brother MFC k	3/6/2003	SL / N/A	5.0000	452.57	100.0000	0.00	0.00	301.70	90.51	392.21
284		Brother MFC L	6/30/2003	SL / N/A	5.0000	269.63	100.0000	0.00	0.00	161.79	53.93	215.72
285		Dell Inspiron 1	6/30/2003	SL / N/A	5.0000	3,152.19	100.0000	0.00	0.00	1,891.32	630.44	2,521.76
286		Office Furniture	8/31/2002	SL / N/A	5.0000	1,419.90	100.0000	0.00	0.00	1,088.59	283.98	1,372.57
287		Office furniture	8/31/2002	SL / N/A	5.0000	241.46	100.0000	0.00	0.00	185.11	48.29	233.40
288		Office furniture	8/31/2002	SL / N/A	5.0000	399.98	100.0000	0.00	0.00	306.67	80.00	386.67
289		Library Shelve	10/31/2002	SL / N/A	5.0000	1,650.00	100.0000	0.00	0.00	1,210.00	330.00	1,540.00
290		Wall book shel	10/31/2002	SL / N/A	5.0000	486.85	100.0000	0.00	0.00	357.02	97.37	454.39
291		office equipme	9/30/2002	SL / N/A	5.0000	247.56	100.0000	0.00	0.00	185.66	49.51	235.17
292		fixed asset mc	12/5/2002	SL / N/A	3.0000	4,945.00	100.0000	0.00	0.00	4,945.00	0.00	4,945.00
293		Memory for Pl	6/30/2003	SL / N/A	3.0000	210.84	100.0000	0.00	0.00	210.84	0.00	210.84
294		HI back leathe	11/30/2002	SL / N/A	5.0000	285.14	100.0000	0.00	0.00	204.36	57.03	261.39
295		Executive chai	11/30/2002	SL / N/A	5.0000	489.72	100.0000	0.00	0.00	350.95	97.94	448.89
296		2 Drawer mobi	11/30/2002	SL / N/A	5.0000	206.70	100.0000	0.00	0.00	148.13	41.34	189.47
297		Burg Barrell st	11/30/2002	SL / N/A	5.0000	438.84	100.0000	0.00	0.00	314.51	87.77	402.28
298		7 chair, stackit	11/30/2002	SL / N/A	5.0000	1,721.44	100.0000	0.00	0.00	1,233.71	344.29	1,578.00
299		71x34.5 Metal	11/30/2002	SL / N/A	5.0000	317.96	100.0000	0.00	0.00	227.86	63.59	291.45
300		42" plastic car	11/30/2002	SL / N/A	5.0000	137.78	100.0000	0.00	0.00	98.76	27.56	126.32
301		executive leat	11/30/2002	SL / N/A	5.0000	317.98	100.0000	0.00	0.00	227.90	63.60	291.50
302		5 stool	11/30/2002	SL / N/A	5.0000	895.69	100.0000	0.00	0.00	641.92	179.14	821.06
303		8 tables	11/30/2002	SL / N/A	5.0000	2,196.31	100.0000	0.00	0.00	1,574.01	439.26	2,013.27
304		F&F Burke loc	1/31/2003	SL / N/A	5.0000	583.00	100.0000	0.00	0.00	398.38	116.60	514.98
305		30" Single sto	1/31/2003	SL / N/A	5.0000	204.53	100.0000	0.00	0.00	139.78	40.91	180.69
306		Econo book di	1/31/2003	SL / N/A	5.0000	100.65	100.0000	0.00	0.00	68.78	20.13	88.91
307		F&F - Dodge Ic	4/30/2003	SL / N/A	5.0000	4,575.78	100.0000	0.00	0.00	2,898.01	915.16	3,813.17
308		F&F - Dodge Ic	5/31/2003	SL / N/A	5.0000	1,283.88	100.0000	0.00	0.00	791.74	256.78	1,048.52
309		Novimex hight	12/31/2002	SL / N/A	5.0000	243.73	100.0000	0.00	0.00	170.63	48.75	219.38
310		overhead proj	11/30/2002	SL / N/A	5.0000	156.32	100.0000	0.00	0.00	112.01	31.26	143.27
311		Dell dimensior	11/30/2002	SL / N/A	5.0000	930.69	100.0000	0.00	0.00	667.00	186.14	853.14
312		Dell dimensior	11/30/2002	SL / N/A	5.0000	930.69	100.0000	0.00	0.00	667.00	186.14	853.14
313		Dell dimensior	11/30/2002	SL / N/A	5.0000	4,653.40	100.0000	0.00	0.00	3,334.94	930.68	4,265.62
314		27" Symphonit	1/31/2003	SL / N/A	5.0000	262.34	100.0000	0.00	0.00	179.27	52.47	231.74
315		Network equip	1/31/2003	SL / N/A	5.0000	171.17	100.0000	0.00	0.00	116.95	34.23	151.18
316		Display, 6MAG	3/27/2003	SL / N/A	5.0000	212.00	100.0000	0.00	0.00	137.80	42.40	180.20
317		HP laser 1000	5/31/2003	SL / N/A	5.0000	424.82	100.0000	0.00	0.00	261.96	84.96	346.92
318		36" Sharp TV	2/28/2003	SL / N/A	5.0000	685.07	100.0000	0.00	0.00	456.70	137.01	593.71
319		Latitude C640	4/30/2003	SL / N/A	5.0000	1,954.68	100.0000	0.00	0.00	1,237.98	390.94	1,628.92
320		Intel Celeron C	4/30/2003	SL / N/A	5.0000	1,038.14	100.0000	0.00	0.00	657.50	207.63	865.13
321		Intel Celeron C	4/30/2003	SL / N/A	5.0000	1,038.14	100.0000	0.00	0.00	657.50	207.63	865.13

581912923

07/01/2006 - 06/30/2007

Sorted: General - tax link

Communities in School of Georgia, Inc. [32849]

**Depreciation Expense**

Financial

07/01/2006 - 06/30/2007

8/16/2007  
2:05:03PM

System No.	S	Description	Date In Service	Method / Conv.	Life	Cost / Other Basis	Bus. / Inv. %	Sec. 179 / Bonus	Salvage / Basis Adj.	Beg. Accum. Depreciation	Current Depreciation	Total Depreciation
<b>Other Depr #1 - Other Depreciation</b>												
322		Intel Celeron I	4/30/2003	SL / N/A	5.0000	1,038.14	100.0000	0.00	0.00	657.50	207.63	865.13
323		Intel celeron d	4/30/2003	SL / N/A	5.0000	1,038.14	100.0000	0.00	0.00	657.50	207.63	865.13
324		Intel celeron d	4/30/2003	SL / N/A	5.0000	1,038.14	100.0000	0.00	0.00	657.50	207.63	865.13
325		Intel celeron d	4/30/2003	SL / N/A	5.0000	1,038.14	100.0000	0.00	0.00	657.50	207.63	865.13
326		Intel celeron d	4/30/2003	SL / N/A	5.0000	1,038.14	100.0000	0.00	0.00	657.50	207.63	865.13
327		Desktop & lap	10/31/2002	SL / N/A	5.0000	2,652.99	100.0000	0.00	0.00	1,945.53	530.60	2,476.13
328		HP deskjet 55	11/30/2002	SL / N/A	5.0000	148.39	100.0000	0.00	0.00	106.35	29.68	136.03
329		Toshiba LCD f	3/31/2003	SL / N/A	5.0000	1,378.00	100.0000	0.00	0.00	895.70	275.60	1,171.30
330		Magicolor 230	6/30/2003	SL / N/A	5.0000	679.78	100.0000	0.00	0.00	407.88	135.96	543.84
331		MAC compute	2/28/2003	SL / N/A	5.0000	1,852.74	100.0000	0.00	0.00	1,235.17	370.55	1,605.72
332		Computer & E	6/30/2003	SL / N/A	5.0000	266.45	100.0000	0.00	0.00	159.87	53.29	213.16
333		Computers & t	6/30/2003	SL / N/A	5.0000	1,868.15	100.0000	0.00	0.00	1,120.89	373.63	1,494.52
334		Fixed asset so	5/31/2003	SL / N/A	3.0000	516.25	100.0000	0.00	0.00	516.25	0.00	516.25
335		Computer soft	5/31/2003	SL / N/A	3.0000	136.40	100.0000	0.00	0.00	136.40	0.00	136.40
336		WD 7200 RPTV	7/30/2002	SL / N/A	5.0000	219.00	100.0000	0.00	0.00	171.55	43.80	215.35
337		Hp 950 Printer	10/3/2002	SL / N/A	5.0000	399.95	100.0000	0.00	0.00	299.96	79.99	379.95
338		P4 mainboard	1/16/2003	SL / N/A	5.0000	2,129.15	100.0000	0.00	0.00	1,490.41	425.83	1,916.24
339		25" 4 drawer f	8/22/2002	SL / N/A	5.0000	149.62	100.0000	0.00	0.00	114.59	29.92	144.61
340		60x30 double	1/16/2003	SL / N/A	5.0000	617.91	100.0000	0.00	0.00	432.53	123.58	556.11
341		Computer soft	1/28/2003	SL / N/A	3.0000	916.94	100.0000	0.00	0.00	916.94	0.00	916.94
342		Dell laptop cor	10/10/2002	SL / N/A	5.0000	1,826.48	100.0000	0.00	0.00	1,369.88	365.30	1,735.18
343		Laptop comp	11/30/2002	SL / N/A	5.0000	1,118.00	100.0000	0.00	0.00	801.23	223.60	1,024.83
344		Compaq notet	9/30/2002	SL / N/A	5.0000	1,597.09	100.0000	0.00	0.00	1,197.83	319.42	1,517.25
345		Multimedia prc	5/31/2003	SL / N/A	5.0000	2,924.98	100.0000	0.00	0.00	1,803.75	585.00	2,388.75
346		HP laser jet 4E	6/30/2003	SL / N/A	5.0000	1,994.64	100.0000	0.00	0.00	1,196.79	398.93	1,595.72
347		Desktop comp	6/30/2003	SL / N/A	5.0000	1,589.96	100.0000	0.00	0.00	953.97	317.99	1,271.96
348		sony trv25 mir	12/31/2002	SL / N/A	5.0000	1,199.14	100.0000	0.00	0.00	839.41	239.83	1,079.24
349		Toshiba satelli	2/28/2003	SL / N/A	5.0000	1,563.80	100.0000	0.00	0.00	1,042.53	312.76	1,355.29
350		Toshiba A10-S	6/30/2003	SL / N/A	5.0000	1,389.35	100.0000	0.00	0.00	833.61	277.87	1,111.48
351		HP deskjet 55	6/30/2003	SL / N/A	5.0000	166.86	100.0000	0.00	0.00	100.11	33.37	133.48
352		Athlon XP bus	4/30/2003	SL / N/A	5.0000	857.98	100.0000	0.00	0.00	543.40	171.60	715.00
353		Athlon XP Bus	4/30/2003	SL / N/A	5.0000	857.98	100.0000	0.00	0.00	543.40	171.60	715.00
354		Athlon xp bus1	4/30/2003	SL / N/A	5.0000	857.98	100.0000	0.00	0.00	543.40	171.60	715.00
355		Installation co	4/30/2003	SL / N/A	5.0000	150.00	100.0000	0.00	0.00	95.00	30.00	125.00
356		HP deskjet 55	4/30/2003	SL / N/A	5.0000	213.03	100.0000	0.00	0.00	134.93	42.61	177.54
357		HP deskjet 55	4/30/2003	SL / N/A	5.0000	213.03	100.0000	0.00	0.00	134.93	42.61	177.54
358		Kodak digital c	6/5/2003	SL / N/A	5.0000	199.00	100.0000	0.00	0.00	122.72	39.80	162.52
359		HP 230 photo	6/5/2003	SL / N/A	5.0000	249.00	100.0000	0.00	0.00	153.55	49.80	203.35
360		Ben Q48x24x4	6/5/2003	SL / N/A	5.0000	89.95	100.0000	0.00	0.00	55.47	17.99	73.46
361		Multimedia coi	9/30/2002	SL / N/A	5.0000	2,396.00	100.0000	0.00	0.00	1,797.00	479.20	2,276.20
362		MS XP Profesi	4/30/2003	SL / N/A	3.0000	649.90	100.0000	0.00	0.00	649.90	0.00	649.90
363		36" 2 drawer f	7/25/2002	SL / N/A	5.0000	322.97	100.0000	0.00	0.00	252.98	64.59	317.57

# Depreciation Expense

Financial

07/01/2006 - 06/30/2007

System No.	S	Description	Date In Service	Method / Conv.	Life	Cost / Other Basis	Bus./ Inv. %	Sec. 179/ Bonus	Salvage/ Basis Adj.	Beg. Accum. Depreciation	Current Depreciation	Total Depreciation
<b>Other Dep'n #1 - Other Depreciation</b>												
364		72" black bool	8/15/2002	SL / N/A	5.0000	192.30	100.0000	0.00	0.00	150.64	38.46	189.10
365		Half storage c	8/29/2002	SL / N/A	5.0000	455.27	100.0000	0.00	0.00	349.02	91.05	440.07
366		36" shelf gar	1/30/2003	SL / N/A	5.0000	492.18	100.0000	0.00	0.00	336.34	98.44	434.78
367		Lateral file cat	3/31/2003	SL / N/A	5.0000	272.94	100.0000	0.00	0.00	177.42	54.59	232.01
368		5 Drawer verti	4/30/2003	SL / N/A	5.0000	362.87	100.0000	0.00	0.00	229.81	72.57	302.38
369		3 Drawer mobi	5/22/2003	SL / N/A	5.0000	213.94	100.0000	0.00	0.00	131.94	42.79	174.73
370		3 drawer file c	5/29/2003	SL / N/A	5.0000	240.69	100.0000	0.00	0.00	148.43	48.14	196.57
371		5 drawer verti	6/12/2003	SL / N/A	5.0000	362.87	100.0000	0.00	0.00	223.76	72.57	296.33
373		Hawkin 24 por	12/19/2002	SL / N/A	5.0000	426.80	100.0000	0.00	0.00	298.76	85.36	384.12
374		Fong Kai flat fi	12/19/2002	SL / N/A	5.0000	138.55	100.0000	0.00	0.00	96.99	27.71	124.70
375		SMC 8 port 1C	12/19/2002	SL / N/A	5.0000	219.96	100.0000	0.00	0.00	153.97	43.99	197.96
376		Deskjet 6122 I	3/6/2003	SL / N/A	5.0000	213.99	100.0000	0.00	0.00	142.67	42.80	185.47
377		Pedal operate	3/31/2003	SL / N/A	5.0000	503.08	100.0000	0.00	0.00	327.02	100.62	427.64
378		HP deskjet 61;	6/30/2003	SL / N/A	5.0000	175.27	100.0000	0.00	0.00	105.15	35.05	140.20
379		canon camera	6/30/2003	SL / N/A	5.0000	634.94	100.0000	0.00	0.00	380.97	126.99	507.96
380		canon camera	6/30/2003	SL / N/A	5.0000	263.94	100.0000	0.00	0.00	158.37	52.79	211.16
381		Chry/ser van	1/27/2003	SL / N/A	5.0000	30,528.00	100.0000	0.00	0.00	20,860.80	6,105.60	26,966.40
382		Front page 20i	9/30/2002	SL / N/A	3.0000	230.00	100.0000	0.00	0.00	230.00	0.00	230.00
383		norton antivir	9/30/2002	SL / N/A	3.0000	200.00	100.0000	0.00	0.00	200.00	0.00	200.00
384		MailList contr	2/28/2003	SL / N/A	3.0000	203.99	100.0000	0.00	0.00	203.99	0.00	203.99
385		Dell Computer	7/31/2003	SL / N/A	5.0000	1,477.65	100.0000	0.00	0.00	861.96	295.53	1,157.49
386		5 Dell Dim Cor	8/31/2003	SL / N/A	5.0000	5,739.87	100.0000	0.00	0.00	3,252.58	1,147.97	4,400.55
387		7 Dell Dim	8/31/2003	SL / N/A	5.0000	8,283.89	100.0000	0.00	0.00	4,694.21	1,656.78	6,350.99
388		Canon D660	9/26/2003	SL / N/A	5.0000	749.19	100.0000	0.00	0.00	412.06	149.84	561.90
389		Computer Equ	9/30/2003	SL / N/A	5.0000	855.98	100.0000	0.00	0.00	470.80	171.20	642.00
390		Dell Computer	10/17/2003	SL / N/A	5.0000	562.87	100.0000	0.00	0.00	300.19	112.57	412.76
391		IBM Poerlite	10/30/2003	SL / N/A	5.0000	3,859.62	100.0000	0.00	0.00	2,058.45	771.92	2,830.37
392		IBM Donated	10/31/2003	SL / N/A	5.0000	24,000.00	100.0000	0.00	0.00	12,800.00	4,800.00	17,600.00
393		IBM Donated	10/31/2003	SL / N/A	5.0000	15,357.90	100.0000	0.00	0.00	8,190.88	3,071.58	11,262.46
394		HP Compact	10/31/2003	SL / N/A	5.0000	649.98	100.0000	0.00	0.00	346.67	130.00	476.67
395		2 Dell Comput	10/31/2003	SL / N/A	5.0000	1,153.30	100.0000	0.00	0.00	615.09	230.66	845.75
396		HP Laser Jet	11/20/2003	SL / N/A	5.0000	867.00	100.0000	0.00	0.00	447.95	173.40	621.35
397		250SHT Input	11/20/2003	SL / N/A	5.0000	137.16	100.0000	0.00	0.00	70.86	27.43	98.29
398		IBM 48x32x4	11/20/2003	SL / N/A	5.0000	86.67	100.0000	0.00	0.00	44.77	17.33	62.10
399		IBM 48x32x4	11/20/2003	SL / N/A	5.0000	86.67	100.0000	0.00	0.00	44.77	17.33	62.10
400		IBM A30 Intel	11/20/2003	SL / N/A	5.0000	560.19	100.0000	0.00	0.00	341.10	132.04	473.14
401		LCD Projector	11/25/2003	SL / N/A	5.0000	2,542.27	100.0000	0.00	0.00	1,313.50	508.45	1,821.95
402		Dell P4 Precisi	11/30/2003	SL / N/A	5.0000	1,631.49	100.0000	0.00	0.00	842.94	326.30	1,169.24
403		Toshiba Lapto	12/31/2003	SL / N/A	5.0000	3,647.78	100.0000	0.00	0.00	1,823.90	729.56	2,553.46
404		Athena Small	12/31/2003	SL / N/A	5.0000	3,366.63	100.0000	0.00	0.00	1,583.33	673.33	2,256.66
405		Panasonic Dig	12/31/2003	SL / N/A	5.0000	9,030.12	100.0000	0.00	0.00	4,515.05	1,806.02	6,321.07
406		Norstar OCS	2/18/2004	SL / N/A	5.0000	5,288.64	100.0000	0.00	0.00	2,468.04	1,057.73	3,525.77



# **Depreciation Expense** Financial

07/01/2006 - 06/30/2007

System No.	S	Description	Date In Service	Method / Conv.	Life	Cost / Other Basis	Bus. / Inv. %	Sec. 179 / Bonus	Salvage / Basis Adj.	Beg. Accum. Depreciation	Current Depreciation	Total Depreciation
<b>Other Depr # 1 - Other Depreciation</b>												
407		Dell Inspiron	4/1/2004	SL / N/A	5.0000	1,365.72	100.0000	0.00	0.00	614.57	273.14	887.71
408		Dell Inspiron	4/1/2004	SL / N/A	5.0000	1,364.73	100.0000	0.00	0.00	614.14	272.95	887.09
409		Compaq PC	4/8/2004	SL / N/A	5.0000	869.92	100.0000	0.00	0.00	391.46	173.98	565.44
410		Dell P4 Precisi	4/30/2004	SL / N/A	5.0000	999.00	100.0000	0.00	0.00	432.90	199.80	632.70
411		Computer Sofi	7/24/2003	SL / N/A	3.0000	7,539.00	100.0000	0.00	0.00	7,329.58	209.42	7,539.00
412		Computer Sofi	9/11/2003	SL / N/A	3.0000	527.73	100.0000	0.00	0.00	498.41	29.32	527.73
413		500 Copies	10/1/2003	SL / N/A	3.0000	101,024.00	100.0000	0.00	0.00	92,605.34	8,418.66	101,024.00
414		Furniture	7/31/2003	SL / N/A	5.0000	160.50	100.0000	0.00	0.00	93.63	32.10	125.73
415		Cubix Furnitur	10/30/2003	SL / N/A	5.0000	1,293.74	100.0000	0.00	0.00	690.00	258.75	948.75
416		Bone Color	11/20/2003	SL / N/A	5.0000	293.99	100.0000	0.00	0.00	151.90	58.80	210.70
417		Bone Color	11/20/2003	SL / N/A	5.0000	262.49	100.0000	0.00	0.00	135.62	52.50	188.12
418		Tape Backup	11/30/2003	SL / N/A	5.0000	650.70	100.0000	0.00	0.00	336.19	130.14	466.33
419		Pitney Bowes	12/31/2003	SL / N/A	5.0000	1,248.66	100.0000	0.00	0.00	624.33	249.73	874.06
420		Sony DSC-T11	9/29/2004	SL / N/A	5.0000	1,192.89	100.0000	0.00	0.00	417.52	238.58	656.10
421		Telephone Upi	9/30/2004	SL / N/A	5.0000	254.66	100.0000	0.00	0.00	89.13	50.93	140.06
422		HP Deskjet Pri	9/30/2004	SL / N/A	5.0000	183.93	100.0000	0.00	0.00	64.38	36.79	101.17
423		Graphics Card	9/30/2004	SL / N/A	5.0000	149.99	100.0000	0.00	0.00	52.50	30.00	82.50
424		Graphics Card	9/30/2004	SL / N/A	5.0000	7.74	100.0000	0.00	0.00	2.71	1.55	4.26
425		Laptop Compt	10/30/2004	SL / N/A	5.0000	1,841.20	100.0000	0.00	0.00	613.73	368.24	981.97
426		Sharp Laptop	3/31/2005	SL / N/A	5.0000	1,257.90	100.0000	0.00	0.00	314.48	251.58	566.06
427		Telephone Eqt	9/30/2004	SL / N/A	5.0000	654.36	100.0000	0.00	0.00	229.02	130.87	359.89
428		Telephone Insr	9/30/2004	SL / N/A	5.0000	1,512.20	100.0000	0.00	0.00	529.27	302.44	831.71
429		Dell 230MP LC	1/27/2005	SL / N/A	5.0000	1,561.38	100.0000	0.00	0.00	442.40	312.28	754.68
430		Dell 3100CN C	1/27/2005	SL / N/A	5.0000	495.02	100.0000	0.00	0.00	140.25	99.00	239.25
431		15 Copies of L	8/31/2004	SL / N/A	3.0000	449.25	100.0000	0.00	0.00	274.54	149.75	424.29
432		15 IBM Laptop	8/31/2004	SL / N/A	5.0000	31,560.75	100.0000	0.00	0.00	11,572.27	6,312.15	17,884.42
433		Projector	9/30/2005	SL / N/A	5.0000	1,512.00	100.0000	0.00	0.00	292.00	302.40	594.40
434		10 Desktops, i	9/30/2005	SL / N/A	5.0000	26,611.00	100.0000	0.00	0.00	3,991.65	5,322.20	9,313.85
435		Gateway Com	9/30/2005	SL / N/A	5.0000	1,000.00	100.0000	0.00	0.00	150.00	200.00	350.00
436		Computer Equ	9/30/2005	SL / N/A	5.0000	3,258.07	100.0000	0.00	0.00	488.71	651.61	1,140.32
437		Computer Equ	9/30/2005	SL / N/A	5.0000	1,703.00	100.0000	0.00	0.00	255.45	340.60	596.05
438		Computer and	3/31/2006	SL / N/A	5.0000	852.02	100.0000	0.00	0.00	42.60	170.40	213.00
445		Office Desk	6/30/2006	SL / N/A	5.0000	592.98	100.0000	0.00	0.00	0.00	118.60	118.60
446		Desk Furniture	6/30/2006	SL / N/A	5.0000	592.97	100.0000	0.00	0.00	0.00	118.59	118.59
447		Office Desk	6/30/2006	SL / N/A	5.0000	0.00	100.0000	0.00	0.00	0.00	0.00	0.00
448		Fundraising Sx	4/27/2006	SL / N/A	5.0000	2,345.00	100.0000	0.00	0.00	78.17	469.00	547.17
449		Accounting Sc	2/3/2006	SL / N/A	5.0000	2,585.52	100.0000	0.00	0.00	215.46	517.10	732.56
450		Six (6) IBM Co	12/7/2006	SL / N/A	5.0000	7,494.00	100.0000	0.00	0.00	0.00	874.30	874.30
451		IBM Laptop	6/1/2007	SL / N/A	5.0000	1,127.76	100.0000	0.00	0.00	0.00	18.80	18.80
452		IBM Laptop	2/12/2007	SL / N/A	5.0000	1,115.58	100.0000	0.00	0.00	0.00	92.97	92.97

**Depreciation Expense**  
Financial

07/01/2006 - 06/30/2007

System No.	S	Description	Date In Service	Method / Conv.	Life	Cost / Other Basis	Bus. / Inv. %	Sec. 179/ Bonus	Salvage/ Basis Adj.	Beg. Accum. Depreciation	Current Depreciation	Total Depreciation
Subtotal: Other Depr #1 - Other Depreciation												
Less dispositions and exchanges:						925,262.59		0.00	0.00	712,958.80	114,000.90	826,959.70
						0.00		0.00	0.00	0.00	0.00	0.00
Net for: Other Depr #1 - Other Depreciation												
						925,262.59		0.00	0.00	712,958.80	114,000.90	826,959.70
Subtotal:												
Less dispositions and exchanges:						925,262.59		0.00	0.00	712,958.80	114,000.90	826,959.70
						0.00		0.00	0.00	0.00	0.00	0.00
Grand Totals:												
						925,262.59		0.00	0.00	712,958.80	114,000.90	826,959.70